



**Weld County School District RE-5J
Johnstown-Milliken School District**

**Adopted Budget for 2023-24
June 21, 2023**

Presented By

**Michael Everest
Chief Financial Officer
Weld County School District RE-5J**



Date: June 7, 2023
To: Weld RE-5J School Board Members
Cc: Karen Trusler, Superintendent of Schools
From: Michael Everest, Chief Financial Officer
Re: Proposed Budget for 2023-24

Please find the attached Proposed Budget for 2023-24 for Johnstown-Milliken Weld RE-5J. Budget highlights are discussed below by fund.

General Fund

Weld RE-5J's General Fund is the district's principal operating fund. Net revenue for the General Fund is budgeted at \$39,208,916. Total revenue before transfers is budgeted to be \$48,068,928. Transfers to district charter schools are projected to be \$6,951,047. Transfers from the district's General Fund to the district's Risk Management Fund and Capital Reserve Fund total \$1,908,965. With the introduction of Colorado's Universal Preschool Program, the district's Colorado Preschool Fund will be closed out in 2022-23. All Universal Preschool Program activities are accounted for in Location 614 in the General Fund.

The district is budgeting for a total increase of 91 funded pupils for 2023-24. The core district is budgeting for an increase of 19 funded pupils, KQA is budgeted to increase 11 funded pupils, and CIVICA is projecting an increase of 61 funded pupils. There are questions around how much student growth will be seen as the result of new housing development in our community, the impact the new Roosevelt High School's opening will have on student growth, and the effect of district charter schools on core district enrollment.

The district is projecting a total funded pupil count of 3,822.5. With the projected student count numbers being used, Weld RE-5J will no longer be a declining-enrollment district. Declining-enrollment districts benefit in the state's funding formula by averaging the current year plus four prior years' student counts. This averaging helps cushion the revenue decreases declining-enrollment districts see and allow for a more organized approach to any needed downsizing. In 2020-21 and 2021-22, the district benefited from the declining-enrollment calculation.

For the Proposed 2023-24 Budget, district-operated schools and programs are projected to have 3,202.5 student FTEs, Knowledge Quest Academy is projected to have 410 student FTEs, and CIVICA is projected to have 210 student FTEs. Note with the launching of the Colorado Universal Preschool Program the district's preschool students are no longer included in funded pupil count. These students are being funded separately from the Colorado Department of Early Childhood.

On May 15, 2023, the Colorado State Legislature has passed and the Governor has signed the School Finance Act (SB 23-287) for 2023-24. The district's per pupil revenue has been set to \$10,034.13. This PPR funding level gives the district a total program funding amount of \$38,355,448. The core district total program funding is projected to be \$32,134,290, Knowledge Quest Academy's funding is projected to be \$4,113,992, and CIVICA's funding is projected to be \$2,107,166.



General Fund expenditures for 2023-24 are projected to be \$41,563,768. This is an increase from the Supplemental Budget for 2023-24 of \$573,084. There are a couple of factors contributing to this net increase. Increasing expenditures in the General Fund is the significant compensation increase approved and discussed below. The district is adding 13.5 FTE primarily in Special Education and general education. A significant decrease in General Fund expenditures comes from moving all district grants from the General Fund to the new Grants Fund.

Negotiations with the Johnstown-Milliken Education Association resulted in an agreement whereby the district would grant one step to all certified employees and raise the base rate on the Certified Salary Schedule to \$45,000. The increase of the base rate to \$45,000 is an increase of approximately 8.434%. Coupled with the step increase of 2.25%, the total certified staff increase for 2023-24 will be approximately 10.68%. All district employee groups will receive the same increase for 2023-24. This increase will cost the district \$2,305,747 in additional salary and \$526,863 in additional benefits for a total of \$2,832,610 across all employee groups.

The General Fund is budgeted to end 2023-24 with an ending fund balance of \$4,524,328. The Proposed Budget for 2023-24 reduces the General Fund fund balance by \$2,354,852. The Board of Education Reserve is budgeted to be 6.53% of budgeted revenue and the Unreserved fund balance is budgeted to be 0.9% of budgeted revenue. Both fund balance components will total 7.43% of budgeted revenue for the General Fund. The budgeted fund balance is composed of:

TABOR Reserve	\$1,260,786
TABOR Long-Term Contracts Reserve	\$220,000
Nonspendable Fund Balance	\$130,000
Board of Education Reserved Fund Balance	\$2,560,422
Unassigned Fund Balance	<u>\$353,120</u>
General Fund Total Fund Balance	\$4,524,328

Risk Management Fund

The Risk Management Fund is used to account for insurance payments made by the district. The revenue transfer from the General Fund was increased by \$435,189 over the 2022-23 Supplemental Budget primarily to add the value of the new Roosevelt High School to the district's insurance. During the renovation of the old high school building to the new Roosevelt Middle School, the district will also need to maintain a level of insurance on that building while it is under construction. Additional increases in the district's workers compensation costs also contributed to the increase of the revenue transfer and expenditures in this fund. This fund has a \$100,000 contingency.



Food Service Fund

The Food Service Fund is used to account for the district's food service operations. The Food Service Fund's revenue and expenditures have been significantly increased from the 2022-23 Supplemental Budget due to the launch of Colorado's Health School Meals for All program in 2023-24. This new program will allow all district students to receive reimbursable breakfast and lunch at no cost to the family. Extra helpings and a-la-carte items are not covered by this program and families will still need to pay for these items. The district is projecting a significant increase in program participation due to this program. Revenue is projected to increase \$558,044 and expenditures are projected to increase \$303,917. This fund has a \$300,000 contingency.

Grants Fund

Starting in 2023-24, the district has moved all local, state, and federal grants from the General Fund to the new Grants Fund. Moving the district's grants out of the General Fund will enable better grant tracking and remove distortions to the General Fund that can happen when the district receives a large grant or a large grant expires. The district is budgeting \$2,982,812 in grant revenue and expenditures for 2023-24.

Student Activities Fund

The Student Activities Fund is used to account for school-sponsored pupil intrascholastic and interscholastic athletic and other related activities. The revenue and expenditures budgets for this fund are estimates of the level of fund raising and student organization expenditures and may need to be modified during the supplemental budget cycle in January. The overall revenue and expenditure budgets for this fund have been increased over the Supplemental Budget for 2022-23 due to increases in activity in this fund.

Bond Redemption Fund

The Bond Redemption Fund is used to account for the accumulation of resources for and the payment of principal, interest, and related expenditures on long-term general obligation debt. With the district voters approving general obligation debt in November 2020 to fund new schools and the renovation of existing schools, the revenue and expenditure budgets for this fund needed to be increased over prior years. The revenue and expenditure budgets for this fund reflect the actual financing needs for the district each year and are stable from the Supplemental Budget for 2022-23.

The budgeted ending fund balance of \$28,933,342 reflects the need to maintain a large fund balance in this fund due to the timing difference between when revenue is received in this fund and when bond and interest payments are scheduled to be made. This fund has a \$500,000 contingency.

Building Fund

The Building Fund is used to account for the capital projects that are financed through bond sale proceeds. It is anticipated this fund will only realize revenue from interest on investments and revenue from the state's BEST program in 2023-24. The expenditure budget reflects estimates from the district's owner's representative on project expenditures plus a \$5,000,000 contingency to ensure adequate budget in the event projects progress more quickly than initially planned.



Capital Reserve Fund

The Capital Reserve Fund is used to account for the acquisition of capital items for the district. The General Fund revenue transfer for this fund was increased by \$17,194 and the local revenue was decreased by \$235,223 from the Supplemental Budget due to the unpredictability in cash in lieu revenue. Expenditures for equipment purchases for this fund have been reduced to reflect less planned investment in transportation equipment in 2023-24. The district's technology refresh lease payment has been moved out of General Fund to Capital Reserve Fund. This fund has a \$200,000 contingency.



**Proposed Budget 2023-24
Weld County School District RE-5J
Johnstown-Milliken School District
Appropriation Resolution**



Be it resolved, by the Board of Education of Weld County School District RE-5J School District in Weld and Larimer Counties, that the amounts shown in the following schedule be appropriated to each fund as specified in the Adopted Budget for the ensuing fiscal year beginning July 1, 2023 and ending June 30, 2024.

Fund	Appropriation Amount
General Fund	
General Fund	46,088,096
Charter Schools	7,298,097
Insurance Reserve Fund	1,159,220
Special Revenue Funds	
Food Service Fund	2,716,718
Governmental Designated-Purpose Grants Fund	2,982,812
Student Activities Fund	1,756,617
Capital Reserve Special Revenue Fund	402,706
Bond Redemption Fund	
Bond Redemption Fund	28,933,342
Capital Projects Funds	
Building Fund	55,315,121
Capital Reserve Fund	3,335,906
Enterprise Funds	
Other Enterprise Funds	<u>(288,484)</u>
Total Appropriation	<u><u>149,700,151</u></u>

President of the Board of Education

June 21, 2023

Date



Proposed Budget 2023-24
Weld County School District RE-5J
Johnstown-Milliken School District
Use of Beginning Fund Balance Resolution



A Resolution of the Board of Education of Weld County School District RE-5J
 Authorizing the Use of a Portion of
 Beginning Fund Balance as Authorized by Colorado Statutes

WHEREAS, C.R.S. 22-44-105 states that a budget, duly adopted pursuant to this article, shall not provide for expenditures, inter-fund transfers, or reserves, in excess of available revenues and beginning fund balance.

WHEREAS, the Board of Education may authorize the use of a portion of the beginning fund balance in the budget, stating the amount to be used, the purpose for which the expenditure is needed, and the district's plan to ensure that the use of the beginning fund balance will not lead to an ongoing deficit.

WHEREAS, the Board of Education has determined the beginning fund balance in the General Fund is sufficient to allow for the one-time expenditures and the action may lead to an ongoing deficit.

NOW, THEREFORE, BE IT RESOLVED:

In accordance with C.R.S. 22-44-105, the Board of Education authorizes the use of a portion of the

Fund 10, in the amount of \$2,354,852 to spend down beginning fund balance.

Fund 18, in the amount of \$100,000 to spend down beginning fund balance.

Fund 21, in the amount of \$281,790 to spend down beginning fund balance.

Fund 22, in the amount of \$0 to spend down beginning fund balance.

Fund 23, in the amount of \$0 to spend down beginning fund balance.

Fund 31, in the amount of \$0 to spend down beginning fund balance.

Fund 41, in the amount of \$18,472,680 to spend down beginning fund balance.

Fund 43, in the amount of \$156,610 to spend down beginning fund balance.

BE IT FURTHER RESOLVED, the use of this portion of the beginning fund balance for the purposes set forth above may lead to an ongoing deficit.

President of the Board of Education

June 21, 2023

Date



Proposed Budget 2023-24
Weld County School District RE-5J
Johnstown-Milliken School District
General Fund



	Actuals 2019-20	Actuals 2020-21	Actuals 2021-22	Revised 2022-23	Change	Proposed 2023-24
Beginning Fund Balance						
Restricted - TABOR	920,000	1,050,000	1,016,895	1,148,460	112,326	1,260,786
All Other Fund Balance	3,223,815	3,323,520	5,487,373	6,034,523	(416,129)	5,618,394
Total Beginning Fund Balance	4,143,815	4,373,520	6,504,268	7,182,983	(303,803)	6,879,180
Revenues						
Local & Intermediate Revenue	13,571,540	15,446,297	16,161,576	20,483,689	(210,950)	20,272,739
State Revenue	21,231,659	21,340,436	25,916,057	24,298,746	3,497,443	27,796,189
Federal Revenue	1,073,440	3,244,107	3,046,133	3,633,790	(3,633,790)	-
Transfers/Allocations	(4,514,258)	(5,602,043)	(7,507,967)	(7,656,521)	(1,203,491)	(8,860,012)
Total Revenues	31,362,380	34,428,797	37,615,799	40,759,704	(1,550,788)	39,208,916
Total Resources Available	35,506,195	38,802,317	44,120,067	47,942,687	(1,854,591)	46,088,096
Expenditures						
Instructional Services	21,857,803	19,817,366	23,010,529	25,673,600	456,429	26,130,029
Pupil Services	1,716,937	2,011,501	1,998,525	2,705,468	(140,646)	2,564,822
Instructional Staff Support	1,508,313	1,615,855	2,241,631	1,885,557	(262,909)	1,622,648
General Administration	705,821	809,880	708,570	1,181,305	(78,462)	1,102,843
School Administration	1,509,629	1,959,166	2,089,197	2,255,881	159,021	2,414,902
Business Services	391,644	484,940	371,900	578,941	136,269	715,210
Maintenance & Operations	2,579,001	2,937,439	3,296,522	3,376,806	707,333	4,084,139
Transportation Services	1,067,437	1,036,759	1,511,499	1,242,463	47,637	1,290,100
Central Services	1,202,954	1,188,576	1,299,672	1,450,179	(49,970)	1,400,209
Other Services	444,129	436,567	409,039	640,484	(401,618)	238,866
Total Expenditures	32,983,667	32,298,049	36,937,085	40,990,684	573,084	41,563,768
Other Financing Uses						
Transfers Out/Lease Proceeds	1,850,992	-	-	-	-	-
Total Other Financing Uses	1,850,992	-	-	-	-	-
Surplus/(Deficit)	229,705	2,130,748	678,715	(230,980)	(2,427,675)	(2,354,852)
Fund Balances						
TABOR	1,050,000	1,016,895	1,353,713	1,148,460	112,326	1,260,786
Long-Term Contracts	562,595	700,000	-	-	220,000	220,000
Nonspendable	130,073	142,640	222,879	130,073	(73)	130,000
Board of Education Reserves	-	1,720,422	1,720,422	2,560,422	-	2,560,422
Unreserved	2,630,852	2,924,311	3,885,969	3,113,047	(2,759,927)	353,120
Total Fund Balance	4,373,520	6,504,268	7,182,983	6,952,002	(2,427,674)	4,524,328
Total Expenditures & Fund Balance				47,942,686	(1,854,590)	46,088,096
Total Appropriation				47,942,686		46,088,096

Note: Totals may not foot due to rounding.



Proposed Budget 2023-24
Weld County School District RE-5J
Johnstown-Milliken School District
General Fund Revenue



	Actuals 2019-20	Actuals 2020-21	Actuals 2021-22	Revised 2022-23	Change	Proposed 2023-24
Local Revenue						
Property Taxes & MLO	12,282,073	13,732,667	13,882,426	17,812,221	652,113	18,464,334
Specific Ownership Tax	815,589	818,068	1,310,662	1,300,000	-	1,300,000
Delinquent Taxes & Interest	7,320	62,288	10,912	10,000	-	10,000
Abatement	(21)	-	-	(1,000)	-	(1,000)
Earnings on Investments	29,985	2,566	575	2,300	47,700	50,000
Other Local Revenues	436,594	830,708	957,001	1,360,168	(910,763)	449,405
Total Local Revenues	13,571,540	15,446,297	16,161,576	20,483,689	(210,950)	20,272,739
State Revenue						
State Equalization	19,003,869	19,168,803	22,498,567	20,580,441	3,226,519	23,806,960
Universal Pre-K Revenue	-	-	-	-	733,604	733,604
SOLE (CPW) Grant	-	-	3,256	464	(464)	-
Charter School Capital Constructio	-	-	-	194,613	-	194,613
State Share Mitigation	-	452,890	-	-	-	-
Vacational Education	31,336	86,035	108,036	104,000	-	104,000
ECEA (Special Education)	789,494	771,527	1,030,496	1,215,343	155,922	1,371,265
English Language Proficiency Act	2,603	1,286	32,836	24,941	(24,941)	-
English Language Proficiency Act	7,816	640	8,011	91,314	(91,314)	-
Early Childhood Tax Check Off	1,512	-	-	-	-	-
Gifted & Talented	64,031	42,286	61,538	87,634	(87,634)	-
State Transportation	230,297	238,573	188,044	266,116	(16,116)	250,000
State Library Grant	481	8,516	4,999	5,000	(5,000)	-
School Professionals Grant	83,255	105,937	94,596	100,837	(100,837)	-
Gifted & Talented Univ Screening	13,409	24,700	18,121	23,331	(23,331)	-
Rural Schools Funding	408,096	186,914	859,345	902,315	(254,168)	648,147
Bullying Prevention & Education	-	-	-	175,000	(175,000)	-
Additional At-Risk	13,331	12,932	6,503	-	-	-
CDIP	-	-	-	67,600	-	67,600
Computer Science Grant	3,794	50,018	1,356	-	-	-
Foster Care Transportation	-	4,636	1,255	1,700	(1,700)	-
Early Literacy (KQA)	-	-	-	12,421	(12,421)	-
READ Act	177,060	177,543	146,410	170,176	(176)	170,000
Concurrent Enrollment Innovation	-	-	40,502	401	(401)	-
Connecting Students Grant	-	7,201	10,699	22,099	(22,099)	-
High Impact Tutoring (CIVICA)	-	-	-	3,000	(3,000)	-
At Risk Mitigation	-	-	360,288	-	-	-
State On-Behalf Payment	401,274	-	436,712	500,000	-	500,000
STOP Grant	-	-	3,991	-	-	-
Sources of Strength	-	-	495	-	-	-
Audit Adjustments	-	-	-	(250,000)	200,000	(50,000)
Total State Revenues	21,231,659	21,340,436	25,916,057	24,298,746	3,497,443	27,796,189
Federal Revenue						
ESSA Title I	218,240	217,883	221,226	368,109	(368,109)	-
Coronavirus Relief Funds (4012)	11,883	1,811,561	-	-	-	-
IDEA Special Education	614,823	430,138	515,469	900,000	(900,000)	-
Perkins	20,207	20,429	21,504	23,000	(23,000)	-
IDEA Preschool Special Education	14,815	14,902	16,268	20,311	(20,311)	-
ESSA Title III	775	30	30,024	31,136	(31,136)	-
ESSA Title II	60,256	72,322	66,767	73,378	(73,378)	-
ESSER 3	-	-	674,167	1,272,529	(1,272,529)	-
ARP ESSER 3 SPED Supp	-	-	-	24,745	(24,745)	-
ESSER 2 Supp for SPED	-	-	14,850	14,531	(14,531)	-
ESSER 2	-	124,123	697,079	45,591	(45,591)	-

Note: Totals may not foot due to rounding.



Proposed Budget 2023-24
Weld County School District RE-5J
Johnstown-Milliken School District
General Fund Revenue



	Actuals 2019-20	Actuals 2020-21	Actuals 2021-22	Revised 2022-23	Change	Proposed 2023-24
ESSA Title IV	26,716	3,577	12,408	38,430	(38,430)	-
ESSER 1	-	175,701	-	-	-	-
ESSER 2 Rural Program Dev	-	-	-	3,000	(3,000)	-
PRE EASI Grant	-	-	3,463	31,317	(31,317)	-
ESSA Title I Reallocated	7,096	-	-	-	-	-
Coronavirus Relief Funds (5012)	-	98,321	-	-	-	-
Perkins Innovations in CTE	-	-	700	-	-	-
IDEA Part C Preschool	-	-	-	1,613	(1,613)	-
CCSP Grant (CIVICA)	-	103,203	379,926	284,100	(284,100)	-
Colorado MTSS Grant	-	-	10,000	20,000	(20,000)	-
Coronavirus Relief Funds (6012)	-	10,545	-	-	-	-
ARP IDEA	-	-	147,489	-	-	-
ARP IDEA Preschool	-	-	10,287	-	-	-
21st Century CCLC Grant	-	-	124,446	150,000	(150,000)	-
ARP Library Grant	-	-	6,479	-	-	-
COVID Testing Program	-	-	3,103	2,000	(2,000)	-
Nurse Workforce Grant	-	-	-	240,000	(240,000)	-
School Climate Grant	98,629	161,372	87,340	90,000	(90,000)	-
ARP Homeless Children & Youth	-	-	3,139	-	-	-
ESSER 3 Setaside	-	-	-	-	-	-
Total Federal Revenues	1,073,440	3,244,107	3,046,133	3,633,790	(3,633,790)	-
Transfers/Allocations						
Insurance Reserve	(306,625)	(500,000)	(600,000)	(540,811)	(435,189)	(976,000)
Preschool	(408,397)	(488,702)	(477,703)	(609,413)	609,413	-
Capital Reserve	(509,328)	(1,075,000)	(1,211,261)	(915,771)	(17,194)	(932,965)
Charter Schools	(3,289,908)	(3,538,341)	(5,219,003)	(5,590,526)	(1,360,521)	(6,951,047)
Total Transfers/Allocations	(4,514,258)	(5,602,043)	(7,507,967)	(7,656,521)	(1,203,491)	(8,860,012)
Total Revenues	31,362,380	34,428,797	37,615,799	40,759,704	(1,550,788)	39,208,916

Note: Totals may not foot due to rounding.



Proposed Budget 2023-24
Weld County School District RE-5J
Johnstown-Milliken School District
General Fund Expenditures



	Actuals 2019-20	Actuals 2020-21	Actuals 2021-22	Revised 2022-23	Change	Proposed 2023-24
Instruction						
Salaries	13,069,214	13,174,406	14,326,046	14,935,691	2,168,235	17,103,926
Benefits	5,066,370	4,917,631	5,945,183	6,244,261	763,901	7,008,162
Professional Services	188,369	126,400	176,229	598,830	403,750	1,002,580
Property Services	108,791	105,795	107,329	124,442	23,610	148,052
Other Services	752,310	1,080,048	1,741,353	1,830,305	(882,391)	947,914
Supplies & Materials	2,591,007	402,837	678,006	1,779,447	(1,588,590)	190,857
Equipment	73,475	-	24,428	146,854	(65,433)	81,421
Other Objects	8,268	10,248	11,955	4,513	(357,396)	(352,883)
Other Uses	-	-	-	9,257	(9,257)	-
Total Instruction	21,857,803	19,817,366	23,010,529	25,673,600	456,429	26,130,029
Student Support Services						
Salaries	1,233,261	1,357,091	1,416,090	1,645,239	102,694	1,747,933
Benefits	467,294	518,496	563,059	627,585	34,390	661,975
Professional Services	2,042	1,295	790	344,847	(316,981)	27,866
Property Services	-	-	-	-	-	-
Other Services	1,161	13,544	1,348	8,581	111,195	119,776
Supplies & Materials	13,179	120,508	16,989	79,216	(71,944)	7,272
Equipment	-	-	-	-	-	-
Other Objects	-	567	249	-	-	-
Other Uses	-	-	-	-	-	-
Total Student Support Services	1,716,937	2,011,501	1,998,525	2,705,468	(140,646)	2,564,822
Inst Staff Support Services						
Salaries	864,805	943,742	1,433,261	1,160,561	15,534	1,176,095
Benefits	316,093	323,679	498,191	408,161	(13,057)	395,104
Professional Services	148,745	254,264	254,123	147,961	(104,792)	43,169
Property Services	250	-	-	-	-	-
Other Services	102,120	56,502	26,712	72,240	(68,536)	3,704
Supplies & Materials	71,329	30,376	23,945	94,364	(89,788)	4,576
Equipment	-	6,026	784	-	-	-
Other Objects	4,970	1,267	4,614	2,270	(2,270)	-
Other Uses	-	-	-	-	-	-
Total Inst Staff Support Services	1,508,313	1,615,855	2,241,631	1,885,557	(262,909)	1,622,648
General Administration						
Salaries	226,837	333,955	243,224	293,500	67,444	360,944
Benefits	72,338	84,423	28,947	75,347	15,552	90,899
Professional Services	242,177	291,921	347,451	357,984	(68,984)	289,000
Property Services	18,567	17,882	3,814	8,000	(8,000)	-
Other Services	54,045	27,117	42,659	100,250	(20,250)	80,000
Supplies & Materials	86,472	49,721	35,944	20,850	(150)	20,700
Equipment	-	-	-	1,000	4,000	5,000
Other Objects	5,386	4,862	6,531	324,374	(68,074)	256,300
Other Uses	-	-	-	-	-	-
Total General Administration	705,821	809,880	708,570	1,181,305	(78,462)	1,102,843
School Administration						
Salaries	1,056,901	1,362,683	1,465,892	1,574,500	176,765	1,751,265
Benefits	406,357	504,262	524,161	563,855	58,791	622,646
Professional Services	-	-	1,083	37,631	(37,541)	90
Property Services	-	762	3,716	993	(993)	-
Other Services	28,071	49,360	30,672	20,604	(4,186)	16,418
Supplies & Materials	13,986	36,480	54,179	45,646	(25,487)	20,159

Note: Totals may not foot due to rounding.



Proposed Budget 2023-24
Weld County School District RE-5J
Johnstown-Milliken School District
General Fund Expenditures



	Actuals 2019-20	Actuals 2020-21	Actuals 2021-22	Revised 2022-23	Change	Proposed 2023-24
Equipment	-	-	2,637	6,679	(5,432)	1,247
Other Objects	4,314	5,619	6,858	5,973	(2,896)	3,077
Other Uses	-	-	-	-	-	-
Total School Administration	1,509,629	1,959,166	2,089,197	2,255,881	159,021	2,414,902
Business Services						
Salaries	270,812	340,756	371,428	404,321	104,418	508,739
Benefits	100,991	117,098	135,431	146,120	35,351	181,471
Professional Services	9,695	3,718	13,261	6,700	-	6,700
Property Services	-	-	-	-	-	-
Other Services	2,798	9,320	6,167	6,000	-	6,000
Supplies & Materials	5,074	7,139	4,123	7,300	-	7,300
Equipment	-	-	316	7,000	(4,000)	3,000
Other Objects	2,273	6,911	(158,826)	1,500	500	2,000
Other Uses	-	-	-	-	-	-
Total Business Services	391,644	484,940	371,900	578,941	136,269	715,210
Maintenance & Operations						
Salaries	-	-	1,685	207,767	121,927	329,694
Benefits	-	-	3,135	84,706	50,468	135,174
Professional Services	102,147	111,298	94,808	162,533	36,996	199,529
Property Services	1,991,545	2,188,688	2,499,579	2,104,800	74,812	2,179,612
Other Services	645	7,158	809	3,500	10,650	14,150
Supplies & Materials	484,664	610,835	690,708	775,500	222,000	997,500
Equipment	-	19,460	5,797	37,000	190,480	227,480
Other Objects	-	-	-	1,000	-	1,000
Other Uses	-	-	-	-	-	-
Total Maintenance & Operations	2,579,001	2,937,439	3,296,522	3,376,806	707,333	4,084,139
Student Transportation						
Salaries	564,109	538,287	608,265	681,520	(1,677)	679,843
Benefits	172,548	178,021	232,552	243,430	35,819	279,249
Professional Services	25,317	37,404	27,062	30,000	(25,000)	5,000
Property Services	142,366	119,635	160,597	91,000	(6,505)	84,495
Other Services	13,205	10,967	11,662	13,263	25,000	38,263
Supplies & Materials	130,847	86,848	184,211	181,000	20,000	201,000
Equipment	19,044	65,556	287,109	2,000	-	2,000
Other Objects	-	40	40	250	-	250
Other Uses	-	-	-	-	-	-
Total Student Transportation	1,067,437	1,036,759	1,511,499	1,242,463	47,637	1,290,100
Central Services						
Salaries	361,854	465,845	591,208	531,970	(42,292)	489,678
Benefits	132,897	158,562	203,024	192,326	(16,208)	176,118
Professional Services	352,959	279,029	230,763	310,018	(181,018)	129,000
Property Services	5,662	804	20,640	41,815	59,298	101,113
Other Services	253,910	234,773	182,858	162,800	221,500	384,300
Supplies & Materials	94,014	(13,506)	29,780	34,930	2,270	37,200
Equipment	-	61,430	39,970	175,000	(97,000)	78,000
Other Objects	1,658	1,639	1,430	1,320	3,480	4,800
Other Uses	-	-	-	-	-	-
Total Central Services	1,202,954	1,188,576	1,299,672	1,450,179	(49,970)	1,400,209
Other Services						
Salaries	-	-	225	-	-	-

Note: Totals may not foot due to rounding.



Proposed Budget 2023-24
Weld County School District RE-5J
Johnstown-Milliken School District
General Fund Expenditures



	Actuals 2019-20	Actuals 2020-21	Actuals 2021-22	Revised 2022-23	Change	Proposed 2023-24
Benefits	-	-	50	-	-	-
Professional Services	46,001	14,779	1,641	27,323	(13,070)	14,253
Property Services	-	-	150	-	-	-
Other Services	-	-	552	194,613	-	194,613
Supplies & Materials	-	8,661	8,294	5,420	(5,420)	-
Equipment	-	-	-	-	-	-
Other Objects	7,232	-	-	15,000	15,000	30,000
Other Uses	390,896	398,127	398,128	398,128	(398,128)	-
Total Other Services	444,129	421,567	409,039	640,484	(401,618)	238,866
Total Expenditures	32,983,667	32,283,049	36,937,085	40,990,684	573,084	41,563,768



Proposed Budget 2023-24
Weld County School District RE-5J
Johnstown-Milliken School District
General Fund Detail Budgets



	Actuals 2019-20	Actuals 2020-21	Actuals 2021-22	Revised 2022-23	Change	Proposed 2023-24
Instruction						
Salaries	13,069,214	13,174,406	14,326,046	14,935,691	2,168,235	17,103,926
Benefits	5,066,370	4,917,631	5,945,183	6,244,261	763,901	7,008,162
Professional Services	188,369	126,400	176,229	598,830	403,750	1,002,580
Property Services	108,791	105,795	107,329	124,442	23,610	148,052
Other Services	752,310	1,080,048	1,741,353	1,830,305	(882,391)	947,914
Supplies & Materials	2,591,007	402,837	678,006	1,779,447	(1,588,590)	190,857
Equipment	73,475	-	24,428	146,854	(65,433)	81,421
Other Objects	8,268	10,248	11,955	4,513	(357,396)	(352,883)
Other Uses	-	-	-	9,257	(9,257)	-
Total Instruction	21,857,803	19,817,366	23,010,529	25,673,600	456,429	26,130,029
Instruction Staff FTE						
Administrators	-	-	-	1.0000	-	1.0000
Teachers/Other Licensed	206.8300	174.6250	179.4500	204.8500	6.6500	211.5000
Non-Teaching Professionals	-	-	-	-	-	-
Classified - Instructional	39.5975	32.2000	49.9500	55.0000	3.0000	58.0000
Classified - School Admin	-	-	-	-	-	-
Classified - Maintenance/Transp	-	-	-	-	-	-
Total Instruction Staff FTE	246.4275	206.8250	229.4000	260.8500	9.6500	270.5000

Instructional Program

Instruction includes those activities dealing directly with the interactions between staff and students. Teaching may be provided for students in a school classroom or in another location (e.g., a home, hospital co-curricular activity location, etc.) Instruction may be provided through approved media such as television, radio, telephone or correspondence. Instruction includes the activities of paraprofessionals (aides) or classroom assistants of any type which assist teachers in the instructional process.



Proposed Budget 2023-24
Weld County School District RE-5J
Johnstown-Milliken School District
General Fund Detail Budgets



	Actuals 2019-20	Actuals 2020-21	Actuals 2021-22	Revised 2022-23	Change	Proposed 2023-24
Student Supp Serv						
Salaries	1,233,261	1,357,091	1,416,090	1,645,239	102,694	1,747,933
Benefits	467,294	518,496	563,059	627,585	34,390	661,975
Professional Services	2,042	1,295	790	344,847	(316,981)	27,866
Property Services	-	-	-	-	-	-
Other Services	1,161	13,544	1,348	8,581	111,195	119,776
Supplies & Materials	13,179	120,508	16,989	79,216	(71,944)	7,272
Equipment	-	-	-	-	-	-
Other Objects	-	567	249	-	-	-
Other Uses	-	-	-	-	-	-
Total Student Supp Serv	1,716,937	2,011,501	1,998,525	2,705,468	(140,646)	2,564,822
Student Supp Serv Staff FTE						
Administrators	-	-	-	-	-	-
Teachers/Other Licensed	18.5000	12.0000	15.6000	19.8000	(0.5000)	19.3000
Non-Teaching Professionals	-	-	-	-	-	-
Classified - Instructional	4.9000	4.7250	4.0000	5.0000	1.0000	6.0000
Classified - School Admin	2.0000	2.0000	2.0000	2.0000	-	2.0000
Classified - Maintenance/Transp	-	-	-	-	-	-
Total Student Supp Serv Staff FTE	25.4000	18.7250	21.6000	26.8000	0.5000	27.3000

Student Support Services Program

Support service programs are those activities which facilitate and enhance instruction. Support services include school-based and general administrative functions and centralized operations for the benefit of students, instructional staff, other staff and the community.



Proposed Budget 2023-24
Weld County School District RE-5J
Johnstown-Milliken School District
General Fund Detail Budgets



	Actuals 2019-20	Actuals 2020-21	Actuals 2021-22	Revised 2022-23	Change	Proposed 2023-24
Inst Staff Support						
Salaries	864,805	943,742	1,433,261	1,160,561	15,534	1,176,095
Benefits	316,093	323,679	498,191	408,161	(13,057)	395,104
Professional Services	148,745	254,264	254,123	147,961	(104,792)	43,169
Property Services	250	-	-	-	-	-
Other Services	102,120	56,502	26,712	72,240	(68,536)	3,704
Supplies & Materials	71,329	30,376	23,945	94,364	(89,788)	4,576
Equipment	-	6,026	784	-	-	-
Other Objects	4,970	1,267	4,614	2,270	(2,270)	-
Other Uses	-	-	-	-	-	-
Total Inst Staff Support	1,508,313	1,615,855	2,241,631	1,885,557	(262,909)	1,622,648
Inst Staff Support Staff FTE						
Administrators	4.0000	3.0000	1.5000	3.0000	0.5000	3.5000
Teachers/Other Licensed	2.2200	2.0000	5.0000	4.5000	(0.5500)	3.9500
Non-Teaching Professionals	1.0000	2.0000	2.5000	1.5000	(1.0000)	0.5000
Classified - Instructional	4.0000	5.0000	5.0000	4.0000	-	4.0000
Classified - School Admin	1.0000	1.0000	1.0000	2.0000	-	2.0000
Classified - Maintenance/Transp	-	-	-	-	-	-
Total Inst Staff Support Staff FTE	12.2200	13.0000	15.0000	15.0000	(1.0500)	13.9500

Instructional Staff Support Services Program

Activities associated with assisting the instructional staff with the content and process of providing learning experiences for students. These services pertain to the interaction between students and teachers, focusing on designing the curriculum training staff on training methods, assessing the student's learning and retention of the subject matter and delivering and coordinating such activities.



Proposed Budget 2023-24
Weld County School District RE-5J
Johnstown-Milliken School District
General Fund Detail Budgets



	Actuals 2019-20	Actuals 2020-21	Actuals 2021-22	Revised 2022-23	Change	Proposed 2023-24
General Admin						
Salaries	226,837	333,955	243,224	293,500	67,444	360,944
Benefits	72,338	84,423	28,947	75,347	15,552	90,899
Professional Services	242,177	291,921	347,451	357,984	(68,984)	289,000
Property Services	18,567	17,882	3,814	8,000	(8,000)	-
Other Services	54,045	27,117	42,659	100,250	(20,250)	80,000
Supplies & Materials	86,472	49,721	35,944	20,850	(150)	20,700
Equipment	-	-	-	1,000	4,000	5,000
Other Objects	5,386	4,862	6,531	324,374	(68,074)	256,300
Other Uses	-	-	-	-	-	-
Total General Admin	705,821	809,880	708,570	1,181,305	(78,462)	1,102,843
General Admin Staff FTE						
Administrators	1.0000	1.0000	1.0000	1.0000	-	1.0000
Teachers/Other Licensed	-	-	-	-	-	-
Non-Teaching Professionals	-	-	-	-	-	-
Classified - Instructional	-	-	-	-	-	-
Classified - School Admin	1.0000	-	1.0000	1.0000	-	1.0000
Classified - Maintenance/Transp	-	-	-	-	-	-
Total General Admin Staff FTE	2.0000	1.0000	2.0000	2.0000	-	2.0000

General Administration Program
 Activities concerned with establishing and administering policy for operating the school district.



Proposed Budget 2023-24
Weld County School District RE-5J
Johnstown-Milliken School District
General Fund Detail Budgets



	Actuals 2019-20	Actuals 2020-21	Actuals 2021-22	Revised 2022-23	Change	Proposed 2023-24
School Admin						
Salaries	1,056,901	1,362,683	1,465,892	1,574,500	176,765	1,751,265
Benefits	406,357	504,262	524,161	563,855	58,791	622,646
Professional Services	-	-	1,083	37,631	(37,541)	90
Property Services	-	762	3,716	993	(993)	-
Other Services	28,071	49,360	30,672	20,604	(4,186)	16,418
Supplies & Materials	13,986	36,480	54,179	45,646	(25,487)	20,159
Equipment	-	-	2,637	6,679	(5,432)	1,247
Other Objects	4,314	5,619	6,858	5,973	(2,896)	3,077
Other Uses	-	-	-	-	-	-
Total School Admin	1,509,629	1,959,166	2,089,197	2,255,881	159,021	2,414,902
School Admin Staff FTE						
Administrators	8.0000	10.0000	9.5000	11.5000	0.5000	12.0000
Teachers/Other Licensed	-	-	-	-	-	-
Non-Teaching Professionals	-	-	-	-	-	-
Classified - Instructional	-	-	-	-	-	-
Classified - School Admin	11.0000	9.0000	9.4000	12.0000	-	12.0000
Classified - Maintenance/Transp	-	-	-	-	-	-
Total School Admin Staff FTE	19.0000	19.0000	18.9000	23.5000	0.5000	24.0000

School Administration Program

Activities concerned with overall administrative responsibility for a school or a combination of schools.



Proposed Budget 2023-24
Weld County School District RE-5J
Johnstown-Milliken School District
General Fund Detail Budgets



	Actuals 2019-20	Actuals 2020-21	Actuals 2021-22	Revised 2022-23	Change	Proposed 2023-24
Business Services						
Salaries	270,812	340,756	371,428	404,321	104,418	508,739
Benefits	100,991	117,098	135,431	146,120	35,351	181,471
Professional Services	9,695	3,718	13,261	6,700	-	6,700
Property Services	-	-	-	-	-	-
Other Services	2,798	9,320	6,167	6,000	-	6,000
Supplies & Materials	5,074	7,139	4,123	7,300	-	7,300
Equipment	-	-	316	7,000	(4,000)	3,000
Other Objects	2,273	6,911	(158,826)	1,500	500	2,000
Other Uses	-	-	-	-	-	-
Total Business Services	391,644	484,940	371,900	578,941	136,269	715,210
Business Services Staff FTE						
Administrators	1.0000	1.0000	1.0000	1.0000	-	1.0000
Teachers/Other Licensed	-	-	-	-	-	-
Non-Teaching Professionals	-	-	-	-	-	-
Classified - Instructional	-	-	-	-	-	-
Classified - School Admin	2.0000	3.0000	4.0000	4.0000	0.5000	4.5000
Classified - Maintenance/Transp	-	-	-	-	-	-
Total Business Services Staff FTE	3.0000	4.0000	5.0000	5.0000	0.5000	5.5000

Business Services Program

Activities concerned with paying, transporting, exchanging and maintaining goods and services for the school district. Included are the fiscal and internal services necessary for operating the school district.



Proposed Budget 2023-24
Weld County School District RE-5J
Johnstown-Milliken School District
General Fund Detail Budgets



	Actuals 2019-20	Actuals 2020-21	Actuals 2021-22	Revised 2022-23	Change	Proposed 2023-24
Maint & Ops						
Salaries	-	-	1,685	207,767	121,927	329,694
Benefits	-	-	3,135	84,706	50,468	135,174
Professional Services	102,147	111,298	94,808	162,533	36,996	199,529
Property Services	1,991,545	2,188,688	2,499,579	2,104,800	74,812	2,179,612
Other Services	645	7,158	809	3,500	10,650	14,150
Supplies & Materials	484,664	610,835	690,708	775,500	222,000	997,500
Equipment	-	19,460	5,797	37,000	190,480	227,480
Other Objects	-	-	-	1,000	-	1,000
Other Uses	-	-	-	-	-	-
Total Maint & Ops	2,579,001	2,937,439	3,296,522	3,376,806	707,333	4,084,139
Maint & Ops Staff FTE						
Administrators	-	-	-	1.5000	-	1.5000
Teachers/Other Licensed	-	-	-	-	-	-
Non-Teaching Professionals	-	-	-	-	-	-
Classified - Instructional	-	-	1.0000	1.0000	1.0000	2.0000
Classified - School Admin	-	-	-	-	-	-
Classified - Maintenance/Transp	-	-	-	1.5000	1.5000	3.0000
Total Maint & Ops Staff FTE	-	-	1.0000	4.0000	2.5000	6.5000

Operations and Maintenance Program

Activities concerned with keeping the physical plant open, comfortable and safe for use and keeping the grounds, buildings and equipment in effective working condition and state of repair. These include the activities of maintaining safety in buildings, on the grounds and in the vicinity of schools.



Proposed Budget 2023-24
Weld County School District RE-5J
Johnstown-Milliken School District
General Fund Detail Budgets



	Actuals 2019-20	Actuals 2020-21	Actuals 2021-22	Revised 2022-23	Change	Proposed 2023-24
Student Transp						
Salaries	564,109	538,287	608,265	681,520	(1,677)	679,843
Benefits	172,548	178,021	232,552	243,430	35,819	279,249
Professional Services	25,317	37,404	27,062	30,000	(25,000)	5,000
Property Services	142,366	119,635	160,597	91,000	(6,505)	84,495
Other Services	13,205	10,967	11,662	13,263	25,000	38,263
Supplies & Materials	130,847	86,848	184,211	181,000	20,000	201,000
Equipment	19,044	65,556	287,109	2,000	-	2,000
Other Objects	-	40	40	250	-	250
Other Uses	-	-	-	-	-	-
Total Student Transp	1,067,437	1,036,759	1,511,499	1,242,463	47,637	1,290,100
Student Transp Staff FTE						
Administrators	-	-	-	-	-	-
Teachers/Other Licensed	-	-	-	-	-	-
Non-Teaching Professionals	1.0000	1.0000	1.0000	2.0000	-	2.0000
Classified - Instructional	-	-	-	-	-	-
Classified - School Admin	1.0000	1.0000	1.0000	1.0000	-	1.0000
Classified - Maintenance/Transp	12.0000	10.0000	10.5000	12.5000	(0.2500)	12.2500
Total Student Transp Staff FTE	14.0000	12.0000	12.5000	15.5000	(0.2500)	15.2500

Student Transportation Program

Activities concerned with the transportation of students to and from their places of residence and the public schools in which enrolled, including any site attended for special education, career or technical education and to and from one school of attendance and another in vehicles owned or rented and operated by the school district or under contract with the school district. This would include all school activities.



Proposed Budget 2023-24
Weld County School District RE-5J
Johnstown-Milliken School District
General Fund Detail Budgets



	Actuals 2019-20	Actuals 2020-21	Actuals 2021-22	Revised 2022-23	Change	Proposed 2023-24
Central Services						
Salaries	361,854	465,845	591,208	531,970	(42,292)	489,678
Benefits	132,897	158,562	203,024	192,326	(16,208)	176,118
Professional Services	352,959	279,029	230,763	310,018	(181,018)	129,000
Property Services	5,662	804	20,640	41,815	59,298	101,113
Other Services	253,910	234,773	182,858	162,800	221,500	384,300
Supplies & Materials	94,014	(13,506)	29,780	34,930	2,270	37,200
Equipment	-	61,430	39,970	175,000	(97,000)	78,000
Other Objects	1,658	1,639	1,430	1,320	3,480	4,800
Other Uses	-	-	-	-	-	-
Total Central Services	1,202,954	1,188,576	1,299,672	1,450,179	(49,970)	1,400,209
Central Services Staff FTE						
Administrators	2.0000	2.0000	1.0000	1.0000	-	1.0000
Teachers/Other Licensed	-	-	-	-	-	-
Non-Teaching Professionals	2.7500	2.7500	2.7300	3.8750	(0.8750)	3.0000
Classified - Instructional	-	-	-	-	-	-
Classified - School Admin	1.0000	1.0000	1.0000	1.0000	-	1.0000
Classified - Maintenance/Transp	-	-	-	-	-	-
Total Central Services Staff FTE	5.7500	5.7500	4.7300	5.8750	(0.8750)	5.0000

Central Services Program

Activities, other than general administration, which support each of the other instructional and supporting services programs. These activities include planning, research, development, evaluation, information, staff, data processing and risk management services.



Proposed Budget 2023-24
Weld County School District RE-5J
Johnstown-Milliken School District
General Fund Detail Budgets



	Actuals 2019-20	Actuals 2020-21	Actuals 2021-22	Revised 2022-23	Change	Proposed 2023-24
Other Services						
Salaries	-	-	225	-	-	-
Benefits	-	-	50	-	-	-
Professional Services	46,001	14,779	1,641	27,323	(13,070)	14,253
Property Services	-	-	150	-	-	-
Other Services	-	-	552	194,613	-	194,613
Supplies & Materials	-	8,661	8,294	5,420	(5,420)	-
Equipment	-	-	-	-	-	-
Other Objects	7,232	-	-	15,000	15,000	30,000
Other Uses	390,896	398,127	398,128	398,128	(398,128)	-
Total Other Services	444,129	421,567	409,039	640,484	(401,618)	238,866
Other Services Staff FTE						
Administrators	-	-	-	-	-	-
Teachers/Other Licensed	-	-	-	-	-	-
Non-Teaching Professionals	-	-	-	-	-	-
Classified - Instructional	-	-	-	-	-	-
Classified - School Admin	-	-	-	-	-	-
Classified - Maintenance/Transp	-	-	-	-	-	-
Total Other Services Staff FTE	-	-	-	-	-	-

Other Services

Miscellaneous services also paid from the Genral Fund including uncollectable student meal charges, family/community involvement, facility aquisition, and debt service.



Proposed Budget 2023-24
Weld County School District RE-5J
Johnstown-Milliken School District
Insurance Reserve Fund (18)



	Actuals 2019-20	Actuals 2020-21	Actuals 2021-22	Revised 2022-23	Change	Proposed 2023-24
Beginning Fund Balance						
Fund Balance	349,636	182,922	197,831	284,729	(101,509)	183,220
Total Beginning Fund Balance	349,636	182,922	197,831	284,729	(101,509)	183,220
Revenues						
Local & Intermediate Revenue	-	-	-	-	-	-
State Revenue	-	-	-	-	-	-
Federal Revenue	-	-	-	-	-	-
Transfers/Allocations	306,625	500,000	600,000	540,811	435,189	976,000
Total Revenues	306,625	500,000	600,000	540,811	435,189	976,000
Total Resources Available	656,261	682,922	797,831	825,540	333,680	1,159,220
Expenditures						
Salaries	-	-	-	-	-	-
Benefits	-	-	-	-	-	-
Professional Services	-	-	-	-	-	-
Property Services	-	-	-	-	-	-
Other Services	473,339	485,091	513,103	690,811	285,189	976,000
Supplies & Materials	-	-	-	-	-	-
Equipment	-	-	-	-	-	-
Other Objects	-	-	-	-	100,000	100,000
Other Uses	-	-	-	-	-	-
	473,339	485,091	513,103	690,811	385,189	1,076,000
Surplus/(Deficit)	(166,714)	14,909	86,897	(150,000)	50,000	(100,000)
Fund Balances						
Nonspendable	-	-	-	-	-	-
Restricted for Fund Use	182,922	197,831	284,728	134,729	(51,509)	83,220
Total Fund Balance	182,922	197,831	284,728	134,729	(51,509)	83,220
Total Expenditures & Fund Balance				825,540	333,680	1,159,220
Total Appropriation				825,540		1,159,220

Note: Totals may not foot due to rounding.



Proposed Budget 2023-24
Weld County School District RE-5J
Johnstown-Milliken School District
Colorado Preschool Fund (19)



	Actuals 2019-20	Actuals 2020-21	Actuals 2021-22	Revised 2022-23	Change	Proposed 2023-24
Beginning Fund Balance						
Fund Balance	-	-	44,133	40,153	(40,153)	-
Total Beginning Fund Balance	-	-	44,133	40,153	(40,153)	-
Revenues						
Local & Intermediate Revenue	-	-	-	-	-	-
State Revenue	-	6,000	-	-	-	-
Federal Revenue	-	-	-	-	-	-
Transfers/Allocations	408,397	488,702	477,703	609,413	(609,413)	-
Total Revenues	408,397	494,702	477,703	609,413	(609,413)	-
Total Resources Available	408,397	494,702	521,836	649,566	(649,566)	-
Expenditures						
Salaries	197,123	240,631	249,640	308,051	(308,051)	-
Benefits	86,047	113,801	122,386	148,884	(148,884)	-
Professional Services	78,208	55,787	95,556	63,039	(63,039)	-
Property Services	-	-	356	565	(565)	-
Other Services	5,069	4,331	3,110	6,073	(6,073)	-
Supplies & Materials	41,386	35,498	9,890	33,751	(33,751)	-
Equipment	-	-	-	8,000	(8,000)	-
Other Objects	565	520	746	41,050	(41,050)	-
Other Uses	-	-	-	-	-	-
Total Expenditures	408,397	450,569	481,683	609,413	(609,413)	-
Surplus/(Deficit)	-	44,133	(3,980)	-	-	-
Fund Balances						
Nonspendable	-	-	-	-	-	-
Restricted for Fund Use	-	44,133	40,153	40,153	(40,153)	-
Total Fund Balance	-	44,133	40,153	40,153	(40,153)	-
Total Expenditures & Fund Balance				649,566	(649,566)	-
Total Appropriation				649,566		-

Note: Totals may not foot due to rounding.



Proposed Budget 2023-24
Weld County School District RE-5J
Johnstown-Milliken School District
Food Service Fund (21)



	Actuals 2019-20	Actuals 2020-21	Actuals 2021-22	Revised 2022-23	Change	Proposed 2023-24
Beginning Fund Balance						
Fund Balance	223,255	274,535	509,703	944,387	(124,600)	819,787
Total Beginning Fund Balance	223,255	274,535	509,703	944,387	(124,600)	819,787
Revenues						
Local & Intermediate Revenue	644,794	94,644	109,347	469,310	(272,314)	196,996
State Revenue	49,603	16,420	14,260	23,250	(23,250)	-
Federal Revenue	878,797	1,296,386	2,108,720	846,327	853,608	1,699,935
Transfers/Allocations	-	-	-	-	-	-
Total Revenues	1,573,194	1,407,450	2,232,328	1,338,887	558,044	1,896,931
Total Resources Available	1,796,449	1,681,985	2,742,031	2,283,274	433,444	2,716,718
Expenditures						
Salaries	75,006	-	1,647	-	-	-
Benefits	34,168	16	-	-	-	-
Professional Services	3,636	130	-	-	-	-
Property Services	-	9,660	1,849	15,000	(15,000)	-
Other Services	724,940	1,014,499	1,644,851	1,291,374	396,770	1,688,144
Supplies & Materials	684,164	117,088	147,449	143,430	(2,853)	140,577
Equipment	-	30,890	1,849	125,000	(75,000)	50,000
Other Objects	-	-	-	300,000	-	300,000
Other Uses	-	-	-	-	-	-
Total Expenditures	1,521,914	1,172,282	1,797,644	1,874,804	303,917	2,178,721
Surplus/(Deficit)	51,280	235,168	434,683	(535,917)	254,127	(281,790)
Fund Balances						
Nonspendable	-	-	-	-	-	-
Restricted for Fund Use	274,535	509,703	944,387	408,470	129,527	537,997
Total Fund Balance	274,535	509,703	944,387	408,470	129,527	537,997
Total Expenditures & Fund Balance				2,283,274	433,444	2,716,718
Total Appropriation				2,283,274		2,716,718



Proposed Budget 2023-24
Weld County School District RE-5J
Johnstown-Milliken School District
Governmental Designated-Purpose Grants Fund (F22)



	Actuals 2019-20	Actuals 2020-21	Actuals 2021-22	Revised 2022-23	Change	Proposed 2023-24
Beginning Fund Balance						
Fund Balance					-	-
Total Beginning Fund Balance	-	-	-	-	-	-
Revenues						
Local & Intermediate Revenue	-	-	-	-	10,500	10,500
State Revenue	-	-	-	-	477,439	477,439
Federal Revenue	-	-	-	-	2,494,873	2,494,873
Transfers/Allocations	-	-	-	-	-	-
Total Revenues	-	-	-	-	2,982,812	2,982,812
Total Resources Available	-	-	-	-	2,982,812	2,982,812
Expenditures						
Salaries	-	-	-	-	593,922	593,922
Benefits	-	-	-	-	216,792	216,792
Professional Services	-	-	-	-	579,795	579,795
Property Services	-	-	-	-	-	-
Other Services	-	-	-	-	226,660	226,660
Supplies & Materials	-	-	-	-	1,009,397	1,009,397
Equipment	-	-	-	-	-	-
Other Objects	-	-	-	-	356,246	356,246
Other Uses	-	-	-	-	-	-
Total Expenditures	-	-	-	-	2,982,812	2,982,812
Surplus/(Deficit)	-	-	-	-	-	-
Fund Balances						
Nonspendable				-	-	
Restricted for Fund Use				-	-	
Total Fund Balance	-	-	-	-	-	
Total Expenditures & Fund Balance				-	2,982,812	2,982,812
Total Appropriation				-		2,982,812



Proposed Budget 2023-24
Weld County School District RE-5J
Johnstown-Milliken School District
Student Activities Fund (23)



	Actuals 2019-20	Actuals 2020-21	Actuals 2021-22	Revised 2022-23	Change	Proposed 2023-24
Beginning Fund Balance						
Fund Balance	444,183	536,996	541,252	647,890	(131,273)	516,617
Total Beginning Fund Balance	444,183	536,996	541,252	647,890	(131,273)	516,617
Revenues						
Milliken Elementary School	53,551	25,805	42,198	-	44,150	44,150
Letford Elementary School	42,612	17,660	31,901	-	-	-
Pioneer Ridge Elementary School	78,662	15,746	59,101	-	52,110	52,110
Elwell Elementary School	-	-	-	-	60,150	60,150
Milliken Middle School	86,910	21,332	90,655	-	60,500	60,500
Roosevelt High School	393,034	279,166	474,318	-	983,090	983,090
District Wide	6,718	8	-	750,000	(750,000)	-
Total Revenues	661,486	359,716	698,172	750,000	450,000	1,200,000
Total Resources Available	1,105,669	896,712	1,239,424	1,397,890	318,727	1,716,617
Expenditures						
Milliken Elementary School	34,625	23,099	39,627	-	44,150	44,150
Letford Elementary School	35,279	20,084	15,028	-	-	-
Pioneer Ridge Elementary School	72,970	13,627	42,533	-	52,110	52,110
Elwell Elementary School	-	-	-	-	60,150	60,150
Milliken Middle School	77,973	14,219	70,752	-	60,500	60,500
Roosevelt High School	342,715	284,278	423,152	-	983,090	983,090
District Wide	5,111	152	443	750,000	(750,000)	-
Total Expenditures	568,673	355,460	591,534	750,000	450,000	1,200,000
Surplus/(Deficit)	92,813	4,256	106,637	-	-	-
Fund Balances						
Nonspendable				-	-	
Restricted for Fund Use	536,996	541,252	647,890	647,890	(131,273)	516,617
Total Fund Balance	536,996	541,252	647,890	647,890	(131,273)	516,617
Total Expenditures & Fund Balance				1,397,890	318,727	1,716,617
Total Appropriation				1,397,890		1,716,617

Note: Totals may not foot due to rounding.



Proposed Budget 2023-24
Weld County School District RE-5J
Johnstown-Milliken School District
Bond Redemption Fund (31)



	Actuals 2019-20	Actuals 2020-21	Actuals 2021-22	Revised 2022-23	Change	Proposed 2023-24
Beginning Fund Balance						
Fund Balance	5,662,081	7,461,526	14,457,953	14,506,920	2,418,884	16,925,804
Total Beginning Fund Balance	5,662,081	7,461,526	14,457,953	14,506,920	2,418,884	16,925,804
Revenues						
Local & Intermediate Revenue	3,096,995	10,353,243	10,612,432	12,030,588	(23,050)	12,007,538
State Revenue	-	-	-	-	-	-
Federal Revenue	-	-	-	-	-	-
Transfers/Allocations	-	-	-	-	-	-
Total Revenues	3,096,995	10,353,243	10,612,432	12,030,588	(23,050)	12,007,538
Total Resources Available	8,759,076	17,814,769	25,070,385	26,537,508	2,395,834	28,933,342
Expenditures						
Salaries	-	-	-	-	-	-
Benefits	-	-	-	-	-	-
Professional Services	500	500	500	1,500	-	1,500
Property Services	-	-	-	-	-	-
Other Services	-	-	-	-	-	-
Supplies & Materials	-	-	-	-	-	-
Equipment	-	-	-	-	-	-
Other Objects	222,050	2,251,316	6,055,237	6,381,532	(158,629)	6,222,903
Other Uses	1,075,000	1,105,000	4,507,728	3,773,122	158,466	3,931,588
Total Expenditures	1,297,550	3,356,816	10,563,466	10,156,154	(163)	10,155,991
Surplus/(Deficit)	1,799,445	6,996,427	48,966	1,874,434	(22,887)	1,851,547
Fund Balances						
Nonspendable	-	-	-	-	-	-
Restricted for Fund Use	7,461,526	14,457,953	14,506,920	16,381,354	2,395,997	18,777,351
Total Fund Balance	7,461,526	14,457,953	14,506,920	16,381,354	2,395,997	18,777,351
Total Expenditures & Fund Balance				26,537,508	2,395,834	28,933,342
Total Appropriation				26,537,508		28,933,342

Note: Totals may not foot due to rounding.



Proposed Budget 2023-24
Weld County School District RE-5J
Johnstown-Milliken School District
Building Fund (41)



	Actuals 2019-20	Actuals 2020-21	Actuals 2021-22	Revised 2022-23	Change	Proposed 2023-24
Beginning Fund Balance						
Fund Balance	-	-	175,493,843	106,713,099	(77,921,115)	28,791,984
Total Beginning Fund Balance	-	-	175,493,843	106,713,099	(77,921,115)	28,791,984
Revenues						
Local & Intermediate Revenue	-	37,899	(1,230,243)	1,614,655	(1,114,655)	500,000
State Revenue	-	236,476	8,714,998	10,449,782	15,573,355	26,023,137
Federal Revenue	-	-	-	-	-	-
Transfers/Allocations	-	179,108,411	-	-	-	-
Total Revenues	-	179,382,786	7,484,755	12,064,437	14,458,700	26,523,137
Total Resources Available	-	179,382,786	182,978,598	118,777,536	(63,462,415)	55,315,121
Expenditures						
Salaries	-	3,569	48,868	10,000	(10,000)	-
Benefits	-	1,524	17,643	4,309	(4,309)	-
Professional Services	-	1,938,260	4,042,954	88	(88)	-
Property Services	-	-	395,534	-	4,910,076	4,910,076
Other Services	-	-	1,171,396	-	-	-
Supplies & Materials	-	-	117,610	-	-	-
Equipment	-	1,945,590	70,471,493	92,661,763	(57,576,022)	35,085,741
Other Objects	-	-	-	10,000,000	(5,000,000)	5,000,000
Other Uses	-	-	-	-	-	-
Total Expenditures	-	3,888,942	76,265,499	102,676,160	(57,680,343)	44,995,817
Surplus/(Deficit)	-	175,493,843	(68,780,744)	(90,611,723)	72,139,043	(18,472,680)
Fund Balances						
Nonspendable	-	-	-	-	-	-
Restricted for Fund Use	-	175,493,843	106,713,099	16,101,376	(5,782,072)	10,319,304
Total Fund Balance	-	175,493,843	106,713,099	16,101,376	(5,782,072)	10,319,304
Total Expenditures & Fund Balance				118,777,536	(63,462,415)	55,315,121
Total Appropriation				118,777,536		55,315,121



Proposed Budget 2023-24
Weld County School District RE-5J
Johnstown-Milliken School District
Capital Reserve Fund (43)



	Actuals 2019-20	Actuals 2020-21	Actuals 2021-22	Revised 2022-23	Change	Proposed 2023-24
Beginning Fund Balance						
Fund Balance	1,696,019	1,297,839	1,415,556	2,115,811	63,740	2,179,551
Total Beginning Fund Balance	1,696,019	1,297,839	1,415,556	2,115,811	63,740	2,179,551
Revenues						
Local & Intermediate Revenue	121,940	180,028	282,111	458,613	(235,223)	223,390
State Revenue	435,720	279,696	7,182	-	-	-
Federal Revenue	-	-	-	-	-	-
Transfers/Allocations	1,706,888	1,075,000	1,211,261	915,771	17,194	932,965
Total Revenues	2,264,548	1,534,724	1,500,554	1,374,384	(218,029)	1,156,355
Total Resources Available	3,960,567	2,832,563	2,916,110	3,490,195	(154,289)	3,335,906
Expenditures						
Salaries	-	-	-	-	-	-
Benefits	-	-	-	-	-	-
Professional Services	527,959	173,215	-	-	-	-
Property Services	320,632	302,570	26,896	-	-	-
Other Services	26,153	-	-	-	-	-
Supplies & Materials	376,159	83,040	-	-	-	-
Equipment	856,134	214,641	152,618	634,132	(454,132)	180,000
Other Objects	124,061	143,559	129,583	314,663	(12,930)	301,733
Other Uses	431,629	499,983	491,202	416,976	414,256	831,232
Total Expenditures	2,662,728	1,417,007	800,299	1,365,771	(52,806)	1,312,965
Surplus/(Deficit)	(398,180)	117,717	700,255	8,613	(165,223)	(156,610)
Fund Balances						
Nonspendable	-	131,924	-	-	-	-
Restricted for Cash in Lieu	250,360	410,951	648,414	613,260	(42,590)	570,670
Restricted for Fund Use	1,047,479	872,681	1,467,397	1,511,164	(58,893)	1,452,271
Total Fund Balance	1,297,839	1,415,556	2,115,811	2,124,424	(101,483)	2,022,941
Total Expenditures & Fund Balance				3,490,195	(154,289)	3,335,906
Total Appropriation				3,490,195		3,335,906



Proposed Budget 2023-24
Weld County School District RE-5J
Johnstown-Milliken School District
Milliken Elementary School Budget



	Actuals 2019-20	Actuals 2020-21	Actuals 2021-22	Revised 2022-23	Change	Proposed 2023-24
Instruction						
Salaries	1,920,384	1,973,249	1,962,019	1,769,315	365,311	2,134,626
Benefits	689,475	733,508	777,887	703,544	103,532	807,076
Professional Services	2,245	570	581	1,634	70,011	71,645
Property Services	15,275	13,983	10,285	10,973	(1,706)	9,267
Other Services	18,632	14,741	12,454	227,742	(137,590)	90,152
Supplies & Materials	75,690	37,370	37,422	57,709	(57,709)	-
Equipment	-	-	-	4,437	1,745	6,182
Other Objects	-	-	-	-	(356,246)	(356,246)
Other Uses	-	-	-	-	-	-
Total Instruction	2,721,701	2,773,422	2,800,648	2,775,354	(12,652)	2,762,702
Student & Instr Support						
Salaries	74,222	67,895	171,913	159,740	(46,605)	113,135
Benefits	29,864	26,563	68,450	70,259	(25,230)	45,029
Professional Services	-	6,000	2,947	7,682	(7,682)	-
Property Services	-	-	-	-	-	-
Other Services	-	9,999	1,152	826	(826)	-
Supplies & Materials	16	7,418	1,536	11,560	(11,560)	-
Equipment	-	-	-	-	-	-
Other Objects	-	-	87	96	(96)	-
Other Uses	-	-	-	-	-	-
Total Student & Instr Support	104,102	117,875	246,085	250,163	(91,999)	158,164
School Administration						
Salaries	142,584	219,439	248,872	243,397	25,673	269,070
Benefits	41,627	87,961	96,203	95,307	9,346	104,653
Professional Services	-	-	-	-	-	-
Property Services	-	762	-	420	(420)	-
Other Services	5,650	7,143	4,663	5,152	(5,152)	-
Supplies & Materials	5,352	2,913	4,414	3,372	(3,372)	-
Equipment	-	-	-	-	-	-
Other Objects	735	915	1,425	1,050	(1,050)	-
Other Uses	-	-	-	-	-	-
Total School Administration	195,948	319,133	355,577	348,698	25,025	373,723
Maintenance & Operations						
Salaries	-	-	-	-	-	-
Benefits	-	-	-	-	-	-
Professional Services	-	-	-	-	40,000	40,000
Property Services	191,933	214,868	245,663	214,894	(73,706)	141,188
Other Services	693	77	-	-	-	-
Supplies & Materials	58,053	69,309	86,865	94,000	6,000	100,000
Equipment	-	-	-	3,000	(3,000)	-
Other Objects	-	-	-	-	-	-
Other Uses	-	-	-	-	-	-
Total Maintenance & Operations	250,680	284,254	332,528	311,894	(30,706)	281,188
Total Expenditures	3,272,430	3,494,684	3,734,838	3,686,109	(110,332)	3,575,777

Note: Totals may not foot due to rounding.



Proposed Budget 2023-24
Weld County School District RE-5J
Johnstown-Milliken School District
Letford Elementary School Budget



	Actuals 2019-20	Actuals 2020-21	Actuals 2021-22	Revised 2022-23	Change	Proposed 2023-24
Instruction						
Salaries	1,692,019	1,779,808	1,690,685	-	-	-
Benefits	600,021	655,648	657,174	-	-	-
Professional Services	545	570	1,513	-	-	-
Property Services	15,939	15,322	11,782	1,042	(1,042)	-
Other Services	20,757	14,098	3,504	18,462	(18,462)	-
Supplies & Materials	53,099	36,876	33,871	-	-	-
Equipment	-	-	-	-	-	-
Other Objects	-	-	-	-	-	-
Other Uses	-	-	-	-	-	-
Total Instruction	2,382,380	2,502,322	2,398,529	19,504	(19,504)	-
Student & Instr Support						
Salaries	104,865	122,711	129,618	-	-	-
Benefits	40,775	47,586	59,997	-	-	-
Professional Services	-	-	132	-	-	-
Property Services	-	-	-	-	-	-
Other Services	450	5,107	-	-	-	-
Supplies & Materials	159	4,546	399	-	-	-
Equipment	-	-	-	-	-	-
Other Objects	-	-	-	-	-	-
Other Uses	-	-	-	-	-	-
Total Student & Instr Support	146,248	179,950	190,146	-	-	-
School Administration						
Salaries	126,148	194,655	223,193	-	-	-
Benefits	54,059	70,530	63,176	-	-	-
Professional Services	-	-	1,050	-	-	-
Property Services	-	-	-	-	-	-
Other Services	3,485	5,653	1,983	-	-	-
Supplies & Materials	823	2,322	5,595	-	-	-
Equipment	-	-	2,356	-	-	-
Other Objects	225	325	679	-	-	-
Other Uses	-	-	-	-	-	-
Total School Administration	184,739	273,483	298,032	-	-	-
Maintenance & Operations						
Salaries	-	-	-	-	-	-
Benefits	-	-	50	-	-	-
Professional Services	-	-	-	-	-	-
Property Services	185,285	204,516	207,731	9,143	(9,143)	-
Other Services	-	-	-	-	-	-
Supplies & Materials	41,125	54,550	70,986	16,000	(16,000)	-
Equipment	-	-	-	-	-	-
Other Objects	-	-	-	-	-	-
Other Uses	-	-	-	-	-	-
Total Maintenance & Operations	226,411	259,066	278,767	25,143	(25,143)	-
Total Expenditures	2,939,778	3,214,822	3,165,474	44,647	(44,647)	-

Note: Totals may not foot due to rounding.



Proposed Budget 2023-24
Weld County School District RE-5J
Johnstown-Milliken School District
Pioneer Ridge Elementary School Budget



	Actuals 2019-20	Actuals 2020-21	Actuals 2021-22	Revised 2022-23	Change	Proposed 2023-24
Instruction						
Salaries	1,993,971	2,104,627	2,230,806	2,177,681	209,800	2,387,481
Benefits	734,187	796,908	853,197	832,773	38,656	871,429
Professional Services	893	570	23	1,352	79,772	81,124
Property Services	16,347	14,664	14,526	18,814	(3,291)	15,523
Other Services	16,484	15,499	4,182	33,106	(33,106)	-
Supplies & Materials	50,136	30,410	28,429	55,394	(55,394)	-
Equipment	-	-	698	867	6,506	7,373
Other Objects	-	-	-	-	-	-
Other Uses	-	-	-	-	-	-
Total Instruction	2,812,018	2,962,678	3,131,861	3,119,987	242,943	3,362,930
Student & Instr Support						
Salaries	92,348	107,301	106,832	114,913	12,310	127,223
Benefits	37,590	40,748	41,568	44,053	6,480	50,533
Professional Services	-	-	7,087	4,144	(4,144)	-
Property Services	-	-	-	-	-	-
Other Services	280	169	1,715	2,225	(2,225)	-
Supplies & Materials	1,008	93	5,182	48,579	(48,579)	-
Equipment	-	-	-	-	-	-
Other Objects	-	-	140	174	(174)	-
Other Uses	-	-	-	-	-	-
Total Student & Instr Support	131,225	148,312	162,524	214,088	(36,332)	177,756
School Administration						
Salaries	164,093	231,642	254,057	261,244	27,102	288,346
Benefits	60,309	79,248	98,662	99,823	9,547	109,370
Professional Services	-	-	-	-	-	-
Property Services	-	-	193	573	(573)	-
Other Services	4,184	4,999	4,027	4,840	(4,840)	-
Supplies & Materials	74	795	4,035	2,869	(2,869)	-
Equipment	-	-	-	-	-	-
Other Objects	1,044	1,414	999	1,298	(1,298)	-
Other Uses	-	-	-	-	-	-
Total School Administration	229,704	318,098	361,974	370,647	27,069	397,716
Maintenance & Operations						
Salaries	-	-	-	-	-	-
Benefits	-	-	-	-	-	-
Professional Services	-	-	-	1,500	(1,000)	500
Property Services	230,721	266,401	268,519	217,855	(56,780)	161,075
Other Services	-	-	-	-	-	-
Supplies & Materials	79,040	102,703	100,742	109,500	25,500	135,000
Equipment	-	-	4,832	10,000	(5,000)	5,000
Other Objects	-	-	-	-	-	-
Other Uses	-	-	-	-	-	-
Total Maintenance & Operations	309,761	369,103	374,093	338,855	(37,280)	301,575
Total Expenditures	3,482,707	3,798,192	4,030,452	4,043,577	196,400	4,239,977

Note: Totals may not foot due to rounding.



Proposed Budget 2023-24
Weld County School District RE-5J
Johnstown-Milliken School District
Elwell Elementary School Budget



	Actuals 2019-20	Actuals 2020-21	Actuals 2021-22	Revised 2022-23	Change	Proposed 2023-24
Instruction						
Salaries	-	-	-	2,260,413	293,191	2,553,604
Benefits	-	-	-	836,036	99,761	935,797
Professional Services	-	-	-	1,703	(618)	1,085
Property Services	-	-	-	22,458	21,797	44,255
Other Services	-	-	-	34,081	(28,313)	5,768
Supplies & Materials	-	-	-	63,376	(44,777)	18,599
Equipment	-	-	-	8,940	7,855	16,795
Other Objects	-	-	-	-	-	-
Other Uses	-	-	-	-	-	-
Total Instruction	-	-	-	3,227,007	348,896	3,575,903
Student & Instr Support						
Salaries	-	-	-	121,835	12,668	134,503
Benefits	-	-	-	38,441	2,864	41,305
Professional Services	-	-	-	2,417	(1,929)	488
Property Services	-	-	-	-	-	-
Other Services	-	-	-	3,355	(3,355)	-
Supplies & Materials	-	-	-	21,976	(18,704)	3,272
Equipment	-	-	-	-	-	-
Other Objects	-	-	-	-	-	-
Other Uses	-	-	-	-	-	-
Total Student & Instr Support	-	-	-	188,024	(8,456)	179,568
School Administration						
Salaries	-	-	-	222,569	57,942	280,511
Benefits	-	-	-	63,392	22,483	85,875
Professional Services	-	-	-	1,380	(1,290)	90
Property Services	-	-	-	-	-	-
Other Services	-	-	-	3,454	7,183	10,637
Supplies & Materials	-	-	-	2,690	6,569	9,259
Equipment	-	-	-	6,595	(5,432)	1,163
Other Objects	-	-	-	627	(548)	79
Other Uses	-	-	-	-	-	-
Total School Administration	-	-	-	300,707	86,907	387,614
Maintenance & Operations						
Salaries	-	-	-	-	-	-
Benefits	-	-	-	-	-	-
Professional Services	-	-	-	-	-	-
Property Services	-	-	-	285,768	(93,399)	192,369
Other Services	-	-	-	-	-	-
Supplies & Materials	-	-	-	91,000	26,500	117,500
Equipment	-	-	-	3,000	(1,500)	1,500
Other Objects	-	-	-	-	-	-
Other Uses	-	-	-	-	-	-
Total Maintenance & Operations	-	-	-	379,768	(68,399)	311,369
Total Expenditures	-	-	-	4,095,506	358,948	4,454,454



Proposed Budget 2023-24
Weld County School District RE-5J
Johnstown-Milliken School District
Milliken Middle School Budget



	Actuals 2019-20	Actuals 2020-21	Actuals 2021-22	Revised 2022-23	Change	Proposed 2023-24
Instruction						
Salaries	2,329,393	2,309,936	2,429,792	2,440,036	348,619	2,788,655
Benefits	867,596	890,332	947,146	962,770	94,507	1,057,277
Professional Services	26,076	12,260	25,768	16,243	1,757	18,000
Property Services	11,907	12,244	11,491	17,085	14,454	31,539
Other Services	6,944	3,588	17,208	21,714	(2,584)	19,130
Supplies & Materials	61,327	49,026	73,129	100,694	(45,362)	55,332
Equipment	-	-	-	8,500	10,790	19,290
Other Objects	2,215	1,883	2,155	1,763	-	1,763
Other Uses	-	-	-	-	-	-
Total Instruction	3,305,459	3,279,269	3,506,690	3,568,805	422,181	3,990,986
Student & Instr Support						
Salaries	129,944	170,952	176,342	195,009	15,606	210,615
Benefits	48,672	67,788	63,440	55,616	6,553	62,169
Professional Services	-	-	7,150	7,498	(3,487)	4,011
Property Services	-	-	-	-	-	-
Other Services	560	-	1,280	980	-	980
Supplies & Materials	-	3,999	-	12,171	(11,095)	1,076
Equipment	-	-	-	-	-	-
Other Objects	-	-	-	-	-	-
Other Uses	-	-	-	-	-	-
Total Student & Instr Support	179,176	242,740	248,212	271,274	7,577	278,851
School Administration						
Salaries	255,637	327,643	323,637	354,867	36,982	391,849
Benefits	87,866	123,903	115,402	127,333	8,272	135,605
Professional Services	-	-	-	-	-	-
Property Services	-	-	-	-	-	-
Other Services	8,553	6,113	5,340	5,658	123	5,781
Supplies & Materials	2,750	6,838	10,923	9,715	1,185	10,900
Equipment	-	-	81	84	-	84
Other Objects	1,280	1,100	1,850	998	2,000	2,998
Other Uses	-	-	-	-	-	-
Total School Administration	356,086	465,597	457,232	498,655	48,562	547,217
Maintenance & Operations						
Salaries	-	-	-	-	-	-
Benefits	-	-	-	-	-	-
Professional Services	31,624	32,278	36,323	45,108	(1,000)	44,108
Property Services	433,486	503,319	511,877	392,258	(133,805)	258,453
Other Services	-	-	-	-	-	-
Supplies & Materials	86,965	94,767	142,122	155,000	2,000	157,000
Equipment	-	-	-	15,000	(5,000)	10,000
Other Objects	-	-	-	-	-	-
Other Uses	-	-	-	-	-	-
Total Maintenance & Operations	552,076	630,364	690,323	607,366	(137,805)	469,561
Total Expenditures	4,392,797	4,617,970	4,902,457	4,946,100	340,515	5,286,615


Note: Totals may not foot due to rounding.



Proposed Budget 2023-24
Weld County School District RE-5J
Johnstown-Milliken School District
Roosevelt High School Budget



	Actuals 2019-20	Actuals 2020-21	Actuals 2021-22	Revised 2022-23	Change	Proposed 2023-24
Instruction						
Salaries	2,997,870	3,123,655	3,315,606	3,712,077	510,217	4,222,294
Benefits	1,053,260	1,113,430	1,220,306	1,363,932	156,927	1,520,859
Professional Services	56,861	40,611	41,070	197,996	179,462	377,458
Property Services	48,467	48,039	57,656	53,167	(7,167)	46,000
Other Services	180,296	181,723	228,696	406,221	(163,761)	242,460
Supplies & Materials	179,778	107,760	78,696	206,379	(151,453)	54,926
Equipment	73,475	-	13,261	52,460	(35,179)	17,281
Other Objects	5,017	7,857	8,647	1,250	(1,250)	-
Other Uses	-	-	-	9,257	(9,257)	-
Total Instruction	4,595,023	4,623,075	4,963,937	6,002,739	478,539	6,481,278
Student & Instr Support						
Salaries	316,173	345,324	352,816	389,524	(28,063)	361,461
Benefits	129,260	136,845	144,446	163,175	(13,682)	149,493
Professional Services	-	-	6,568	19,225	(19,225)	-
Property Services	-	-	-	-	-	-
Other Services	60	526	-	1,166	(1,166)	-
Supplies & Materials	2,394	5,217	10,432	15,983	(15,983)	-
Equipment	-	-	-	-	-	-
Other Objects	-	567	249	-	-	-
Other Uses	-	-	-	-	-	-
Total Student & Instr Support	447,887	488,480	514,511	589,073	(78,119)	510,954
School Administration						
Salaries	368,440	389,303	416,132	477,423	44,066	521,489
Benefits	138,335	142,621	150,719	174,586	12,557	187,143
Professional Services	-	-	33	36,251	(36,251)	-
Property Services	-	-	3,523	-	-	-
Other Services	16,795	25,383	11,427	-	-	-
Supplies & Materials	4,988	23,613	29,051	27,000	(27,000)	-
Equipment	-	-	200	-	-	-
Other Objects	1,030	1,865	1,905	-	-	-
Other Uses	-	-	-	-	-	-
Total School Administration	529,587	582,784	612,991	715,260	(6,628)	708,632
Maintenance & Operations						
Salaries	-	-	1,685	24,580	28,544	53,124
Benefits	-	-	3,085	16,450	17,692	34,142
Professional Services	25,273	40,565	40,907	103,925	(37,425)	66,500
Property Services	663,594	756,138	786,542	619,629	24,225	643,854
Other Services	-	-	-	-	-	-
Supplies & Materials	148,544	190,057	236,621	250,000	170,000	420,000
Equipment	-	17,450	-	3,000	-	3,000
Other Objects	-	-	-	-	-	-
Other Uses	-	-	-	-	-	-
Total Maintenance & Operations	837,412	1,004,210	1,068,840	1,017,584	203,036	1,220,620
Total Expenditures	6,409,908	6,698,549	7,160,279	8,324,656	596,828	8,921,484



**Weld County School District RE-5J
Johnstown-Milliken School District**

**Proposed Budget for 2023-24
Knowledge Quest Academy**

Knowledge Quest Academy
705 S. School House Drive
Milliken, CO 80543
(970) 587-5742

March 2, 2023

Appropriating Resolution
FY 2023-2024 Fund Expenditure Budgets

Be it resolved by the Knowledge Quest Academy School Board in Weld County that the amounts shown in the following schedule be appropriated to each fund as specified in the "Original Budget" for the fiscal year beginning July 1, 2023, and ending June 30, 2024.


	Original Budget
General Fund	\$ 4,740,760
Pupil Activities Fund	\$ 40,000
Capital Lease Fund	\$ 402,706
Building Fund	\$ 0
Total Appropriation	\$ 5,183,466

Signed this day 2nd of March, 2023,

Knowledge Quest Academy Board President



Knowledge Quest Academy Board Treasurer



Please keep in mind this budget contemplates reservations of the General Fund Balance of \$1,800,000 for multi-year contracts, Tabor and other reservations of Fund Balance to comply with the 15% of annual expenditures limitation on ending Fund Balance

**Knowledge Quest Academy
Proposed Budget for 2023-24**

Account	Description	Supplemental Budget 2022-23	Proposed Budget 2023-24
11.950.00.0000.1300.000.0000	K TUITION	-	
11.950.00.0000.1510.000.0000	INTEREST ON INVESTMENTS	36,500.00	40,000.00
11.950.00.0000.1740.000.0000	STUDENT FEES	1,000.00	500.00
11.950.00.0000.1900.000.0000	OTHER REVENUE	20,000.00	20,000.00
11.950.00.0000.1920.000.0000	DONATION	2,000.00	2,000.00
11.950.00.0000.1920.000.1000	BESSIE MINOR SWIFT FOUNDATION REV	-	
11.950.00.0000.1920.000.1100	THE WELD TRUST GRANT REV	-	
11.950.00.0000.1920.000.1101	Empower Grant Rev	-	
11.950.00.0000.1985.000.0000	INSURANCE PROCEEDS	-	
11.950.00.0000.1990.000.0000	MISC REVENUE	150.00	
11.950.00.0000.3010.000.3898	STATE ON-BEHALF PAYMENT	-	
11.950.00.0000.3954.000.0000	ELL FORMULA REVENUE	-	
11.950.00.0000.3954.000.3113	CHARTER SCHOOL CAPITAL CONST REV	158,000.00	144,694.00
11.950.00.0000.3954.000.3139	ELPA SUPPORT (PROF DEV)	-	
11.950.00.0000.3954.000.3140	ELPA ALLOCATION	3,087.00	3,087.00
11.950.00.0000.3954.000.3150	GT ALLOCATION	2,974.00	2,974.00
11.950.00.0000.3954.000.3206	READ ACT	-	
11.950.00.0000.3954.000.3228	ECEA GT Revenue	1,111.00	1,111.00
11.950.00.0000.3954.000.3230	RURAL SCHOOL FUNDS ALLOCATION	79,910.00	79,910.00
11.950.00.0000.3954.000.3246	EARLY LITERACY GRANT - PD REVENUE	12,421.00	12,421.00
11.950.00.0000.3954.000.3259	READ ACT REVENUE	21,970.00	21,971.00
11.950.00.0000.3954.000.3281	At-Risk Mitigation per HB22-1186	-	
11.950.00.0000.4010.000.8009	EMERGENCY CONNECTIVITY FUND PRGM REVENU	-	
11.950.00.0000.4020.000.8009	FCC EMERGENCY CONNECTIVITY FUND CFDA #:	-	
11.950.00.0000.4954.000.4012	CRF REVENUE	-	
11.950.00.0000.4954.000.4414	ESSER 3 REVENUE	-	
11.950.00.0000.4954.000.4420	ESSER 2 Revenue	45,591.00	
11.950.00.0000.4954.000.4425	ESSER I Revenue	-	
11.950.00.0000.4954.000.9414	ESSER 3 REV	97,375.00	
11.950.00.0000.5226.000.0000	TRANSFER	78,451.00	
11.950.00.0000.5241.000.0000	TRANSFER	(1,209,883.00)	-
11.950.00.0000.5710.000.0000	CHARTER PPR	3,620,474.00	3,942,828.00
11.950.00.0000.5710.001.0000	CHARTER MILL LEVY OVERRIDE	450,000.00	469,264.00
	Total Revenue	3,421,131.00	4,740,760.00

Account	Description	Supplemental Budget 2022-23	Proposed Budget 2023-24
11.950.00.0018.0110.000.4414	ESSER III LL LABOR INTERV/COACH	-	-
11.950.00.0018.0110.201.0000	SALARIES, INSTRUCTION	1,050,146	1,278,161.00
11.950.00.0018.0110.201.3140	SLRYS, ELPA	-	2,887.00
11.950.00.0018.0110.201.3230	SLRYS, TEACHER RURAL SCHOOL	60,165	48,910.00
11.950.00.0018.0110.201.3259	READ ACT TEACHER SAL	15,746	15,040.00
11.950.00.0018.0110.201.4012	CRF INST SALARY	-	
11.950.00.0018.0110.201.4420	ESSER II INST SALARY	36,591	-
11.950.00.0018.0110.204.0000	SALARIES, SUBSTITUTE	-	
11.950.00.0018.0110.207.0000	SLRYS, SUBSTITUTE	19,795	21,775.00
11.950.00.0018.0110.215.4414	ESSER 3 SLRYS, INSTR PGRM CONSULTANT	-	
11.950.00.0018.0110.223.9414	ESSER 3 SLRYS, MATH INTERVENTIONIST	70,000	-
11.950.00.0018.0110.415.0000	SALARIES, PARA	133,075	146,382.00
11.950.00.0018.0110.415.3230	SLRYS, PARA RURAL SCHOOL	-	
11.950.00.0018.0110.415.4420	ESSER II PARA SALARY	-	
11.950.00.0018.0150.201.3230	Stipend Instruction (Teachers) Rural Sc	4,800	-
11.950.00.0018.0150.415.3230	Stipend PARA Rural School	300	-
11.950.00.0018.0200.000.0000	Benefits	-	
11.950.00.0018.0200.201.0000	BENEFITS, INSTRUCTION	444,462	528,250.00
11.950.00.0018.0200.201.3206	BNFTS, READ ACT	-	

**Knowledge Quest Academy
Proposed Budget for 2023-24**

Account	Description	Supplemental Budget 2022-23	Proposed Budget 2023-24
11.950.00.0018.0200.201.3230	Instruction Benefits Rural School	1,056	12,254.00
11.950.00.0018.0200.201.3259	READ ACT TEACHER BEN	5,199	6,931.00
11.950.00.0018.0200.201.4012	CRF INST BENS	-	
11.950.00.0018.0200.201.4420	ESSER II INST BENS	9,000	
11.950.00.0018.0200.204.0000	BENEFITS, SUBSTITUTE	-	
11.950.00.0018.0200.207.0000	BNFTS, SUBSTITUTE	4,100	4,975.00
11.950.00.0018.0200.215.4414	ESSER 3 BNFTS, INSTR PGRM CONSULTANT	-	
11.950.00.0018.0200.223.9414	ESSER 3 BNFTS, MATH INTERVENTIONIST	15,375	
11.950.00.0018.0200.415.0000	BENEFITS, PARA	58,100	59,354.00
11.950.00.0018.0200.415.3230	Stipend PARA Benefits Rural School	150	
11.950.00.0018.0200.415.4420	ESSER II PARA BENS	-	
11.950.00.0018.0280.201.3898	INSTRUCTION - ON-BEHALF PAYMENT	-	
11.950.00.0018.0300.000.0000	P/S PROF & TECH	-	
11.950.00.0018.0300.000.3230	P/S, PROF & TECH RURAL SCHOOL	-	
11.950.00.0018.0300.000.4414	ESSER 3 INST PURHCASED SERVICES	-	
11.950.00.0018.0300.000.9414	ESSER 3 INST PURHCASED SERVICES LEARNIN	12,000	
11.950.00.0018.0320.000.0000	Professional-Education Services	8,300	4,635.00
11.950.00.0018.0442.000.0000	RENTAL OF EQUIPMENT	15,300	15,759.00
11.950.00.0018.0500.000.0000	OTHER PURCHASED SERVICES	35,000	26,265.00
11.950.00.0018.0580.000.0000	TRAVEL	5,100	
11.950.00.0018.0580.000.3230	TRAVEL, REG, & ENTRANCE RURAL SCHL	-	
11.950.00.0018.0600.000.0000	MATERIALS & SUPPLIES	113,045	128,750.00
11.950.00.0018.0600.000.1100	THE WELD TRUST GRANT PURCHASED PROF SEI	-	
11.950.00.0018.0600.000.1101	Empower Grant Materials & Supplies	-	
11.950.00.0018.0600.000.3140	ELPA SUPP/MAT	-	
11.950.00.0018.0600.000.3230	SUPPLIES - RURAL SCHOOL FUNDS	6,000	6,000.00
11.950.00.0018.0600.000.4012	CRF MATERIALS & SUPPLIES	-	
11.950.00.0018.0600.000.4414	ESSER 3 INST SUPP/MAT	-	
11.950.00.0018.0600.000.4420	ESSER 2 INST SUPP/MAT	-	
11.950.00.0018.0640.000.0000	BOOKS AND PERIODICALS	25,500	24,205.00
11.950.00.0018.0640.000.1000	BESSIE MINOR SWIFT FOUNDATION BOOKS & I	-	
11.950.00.0018.0640.000.4012	CRF BOOKS AND PERIODICALS	-	
11.950.00.0018.0730.000.0000	Equipment over \$5,000	15,000	
11.950.00.0018.0730.000.4425	ESSER 1 CAP EQUIP	-	
11.950.00.0018.0735.000.0000	Non-Capital Equipment	25,000	35,450.00
11.950.00.0018.0735.000.3230	RURAL SCHOOL FUNDS NON-CAP EQUIPMENT	-	4,000.00
11.950.00.0018.0735.000.4414	ESSER NON-CAP EQUIP	-	
11.950.00.0018.0735.000.4420	ESSER 2 INST NON-CAP EQUIPMENT	-	
11.950.00.0018.0735.000.4425	ESSER 3 NON-CAP EQUIP	-	
11.950.00.0018.0735.000.8009	EMERGENCY CONNECTIVITY FUND PRGM INS NC	-	
11.950.00.0060.0600.000.3139	SUPPLIES	1,500	
11.950.00.0060.0640.000.0000	BOOKS & PERIODICALS	-	
11.950.00.0060.0640.000.3139	BOOKS & PERIODICALS	-	
11.950.00.0060.0640.000.4012	CRF INST BOOKS/PERIODICALS	-	
11.950.00.0070.0110.201.3150	SLRYS, GT	800	422.00
11.950.00.0070.0200.201.3150	BENEFITS, GT	200	198.00
11.950.00.0070.0300.000.3150	GIFTED & TALENTED PURCHASED SERVICES	-	
11.950.00.0070.0580.000.3150	GT TRAVEL/REG/ENTRANCE	-	
11.950.00.0070.0594.000.0000	DISTRICT SERVICES	-	
11.950.00.0070.0594.000.3150	GT DISTRICT SERVICES	2,000	2,353.00
11.950.00.0070.0600.000.3150	GIFTED & TALENTED SUPPLES	1,000	1,111.00
11.950.00.1700.0110.202.3130	SLRYS, SPED	141,523	155,676.00
11.950.00.1700.0110.416.3130	SLRYS, PARA	82,390	90,629.00
11.950.00.1700.0110.201.3230	SLRYS, SPED TEACH RURAL FUNDS	-	4,100.00
11.950.00.1700.0150.202.3230	Stipend SPED Teacher Rural School	1,000	
11.950.00.1700.0150.416.3230	Slrys, Additional/Extra Duty Pay/Stiper	2,000	
11.950.00.1700.0200.202.3130	BNFTS, SPED	52,475	35,572.00
11.950.00.1700.0200.202.3230	Stipend SPED Teacher Benefits Rural Sch	250	400.00

**Knowledge Quest Academy
Proposed Budget for 2023-24**

Account	Description	Supplemental Budget 2022-23	Proposed Budget 2023-24
11.950.00.1700.0200.416.3130	BNFSTS, PARA	30,484	20,709.00
11.950.00.1700.0200.416.3230	BNFSTS, SPED PARA RURAL FUNDS	500	
11.950.00.1700.0300.000.3130	P/S SPECIAL ED	-	
11.950.00.1700.0442.000.3130	SPED ECEA RENTAL OF EQUIP	-	515.00
11.950.00.1700.0580.000.3130	SPED TRAVEL	-	
11.950.00.1700.0594.000.3130	DISTRICT SERVICE SPED	61,909	49,759.00
11.950.00.1700.0600.000.3130	M & S SPECIAL ED	765	788.00
11.950.00.1800.0110.201.0000	SLRYS, EXTRA CURR	11,021	12,123.00
11.950.00.1800.0110.407.0000	EXTRA CURRICULAR SALARY	-	-
11.950.00.1800.0200.201.0000	BNFSTS, EXTRA CURR	4,078	2,770.00
11.950.00.1800.0200.407.0000	EXTRA CURRICULAR BENS	-	
11.950.00.1800.0200.500.3230	Stipend Amin Assistant Benefits Rural s	-	
11.950.00.2120.0110.211.0000	SLRYS, COUNSELOR	34,197	37,617.00
11.950.00.2120.0110.211.3230	SLRYS, COUNSELOR RURAL SCHOOL	-	
11.950.00.2120.0150.211.3230	Stipend Counselor Rural School	-	
11.950.00.2120.0200.211.0000	BNFSTS, COUNSELOR	11,456	8,595.00
11.950.00.2120.0200.211.3230	Stipend Counselor Benefits Rural School	-	
11.950.00.2120.0280.201.3898	STUDENTS - ON-BEHALF PAYMENT	-	
11.950.00.2120.0280.211.3898	STUDENTS - ON-BEHALF PAYMENT	-	
11.950.00.2120.0600.000.0000	COUNSELING SUPPLIES	204	210.00
11.950.00.2130.0300.000.0000	HEALTH SERVICES PURCHASED PROF/TECH SEF	-	
11.950.00.2130.0600.000.4012	CRF STUDENT SUPP HEALTH SUPP/MAT	-	
11.950.00.2140.0110.211.3130	ECEA COUNSELOR SAL	-	
11.950.00.2140.0110.236.0000	Salaries, Psychologist	-	
11.950.00.2140.0200.211.3130	ECEA COUNSELOR BEN	-	
11.950.00.2140.0200.236.0000	Benefits, Psychologist	-	
11.950.00.2200.0110.207.3246	SLRYS, EARLY LIT PD GRANT SUBS	-	
11.950.00.2200.0110.215.0000	SLRYS, INSTRUCTIONAL COACH	25,500	28,050.00
11.950.00.2200.0150.201.3246	STIPEND, EARLY LIT PD GRANT	-	300.00
11.950.00.2200.0150.216.3230	Additional/Extra Duty/Stipend Rural Schc	-	
11.950.00.2200.0200.201.3246	BNFSTS, EARLY LIT PD GRANT	-	100.00
11.950.00.2200.0200.207.3246	BNFSTS, EARLY LIT PD GRANT SUBS	-	
11.950.00.2200.0200.215.0000	BNFSTS, INSTRUCTIONAL COACH	2,000	6,409.00
11.950.00.2200.0200.216.3230	Benefits	-	
11.950.00.2200.0300.000.0000	INSTRUCTIONAL STAFF TRAINING	7,000	7,210.00
11.950.00.2200.0600.000.3139	ELPA STAFF DEV SUPPLIES	-	200.00
11.950.00.2200.0500.000.3246	EARLY LIT PD GRANT OTHER P/S	15,000	12,021.00
11.950.00.2200.0580.000.0000	Professional Development Travel, Reg, s	-	5,253.00
11.950.00.2200.0580.000.3130	TRAVEL, REG. & ENTRANCE	1,530	
11.950.00.2200.0600.000.0000	INST STAFF SUPPLIES/MATERIALS	5,100	5,253.00
11.950.00.2200.0600.000.3230	RURAL SCHOOLS MATERIALS/SUPPLIES	450	1,000.00
11.950.00.2200.0640.000.0000	INST STAFF BOOKS & PERIODICALS	255	2,575.00
11.950.00.2200.0810.000.0000	INST STAFF DUE & FEES	-	
11.950.00.2220.0110.211.0000	SALARIES, LIBRARY	-	
11.950.00.2220.0110.216.0000	SLRYS, MEDIA/LIBRARY	19,304	21,235.00
11.950.00.2220.0110.216.3230	SLRYS, LIBRARY RURAL SCHOOL	-	
11.950.00.2220.0150.216.3230	Stipend Library Rural School	600	
11.950.00.2220.0200.211.0000	BENEFITS, LIBRARY	-	
11.950.00.2220.0200.216.0000	BNFSTS, MEDIA/LIBRARY	6,467	4,852.00
11.950.00.2220.0200.216.3230	Stipend Library Benefits Rural School	250	
11.950.00.2220.0280.201.3898	INSTRUCTIONAL STAFF - ON-BEHALF PAYMENT	-	
11.950.00.2220.0280.216.3898	INSTRUCTIONAL STAFF - ON-BEHALF PAYMENT	-	
11.950.00.2220.0300.000.0000	MEDIA PROF SERVICES	3,000	3,605.00
11.950.00.2220.0300.000.3139	MEDIA SERVICES	-	
11.950.00.2220.0500.000.0000	Library Other P/S	2,500	1,576.00
11.950.00.2220.0600.000.0000	MEDIA SUPPLIES	5,100	2,575.00
11.950.00.2220.0640.000.0000	MEDIA BOOKS AND PERIODICALS	500	
11.950.00.2300.0300.000.0000	BOARD P/S PROF & TECH	19,000	5,150.00

**Knowledge Quest Academy
Proposed Budget for 2023-24**

Account	Description	Supplemental Budget 2022-23	Proposed Budget 2023-24
11.950.00.2300.0500.000.0000	BOARD OTHER PURCHASED SERVICES	-	1,030.00
11.950.00.2300.0580.000.0000	BOARD TRAVEL	-	
11.950.00.2300.0600.000.0000	BOARD SUPPLIES	2,550	2,627.00
11.950.00.2300.0640.000.0000	BOARD BOOKS/PERIODICALS	100	
11.950.00.2300.0735.000.0000	BOARD NON-CAP EQUIP UNDER \$5K	74,832	
11.950.00.2300.0810.000.0000	BOARD DUES AND FEES	-	500.00
11.950.00.2400.0110.105.0000	SLRYS, PRINCIPAL	107,793	118,572.00
11.950.00.2400.0110.105.3230	SLRYS, PRINCIPAL RURAL SCHOOL	-	
11.950.00.2400.0110.106.0000	SLRYS, ASSISTANT PRINCIPAL	76,000	83,600.00
11.950.00.2400.0110.213.0000	DEAN SALARY	-	
11.950.00.2400.0110.500.0000	SLRYS, ADM ASSISTANT	76,223	130,845.00
11.950.00.2400.0110.500.3230	SLRYS, ADMIN ASSISTANT RURAL SCHOOL	-	6,000.00
11.950.00.2400.0150.105.3230	Stipend Principal Rural School	1,000	
11.950.00.2400.0150.106.3230	Slrys, Additional/Extra Duty Pay/Stiper	1,000	
11.950.00.2400.0150.500.3230	Stipend Admin Assistant Rural School	1,500	
11.950.00.2400.0200.105.0000	BNFTS, PRINCIPAL	36,111	44,794.00
11.950.00.2400.0200.105.3230	Stipend Principal Benefits Rural School	250	
11.950.00.2400.0200.106.0000	BNFTS, ASSISTANT PRINCIPAL	21,500	30,173.00
11.950.00.2400.0200.106.3230	Bnfts, Additional/Extra Duty Pay/Stiper	250	
11.950.00.2400.0200.213.0000	DEAN BENEFITS	-	
11.950.00.2400.0200.500.0000	BNFTS, ADM ASSISTANT	25,535	45,405.00
11.950.00.2400.0200.500.3230	BNFTS, ADMIN ASSISTANT RURAL SCHOOL	500	3,000.00
11.950.00.2400.0280.105.3898	SCHOOL ADMIN - ON-BEHALF PAYMENT	-	
11.950.00.2400.0280.201.3898	SCHOOL ADMIN - ON-BEHALF PAYMENT	-	
11.950.00.2400.0300.000.0000	P/S PROF & TECH	40,000	41,200.00
11.950.00.2400.0500.000.0000	OTHER PURCHASED SERVICES	112,863	5,253.00
11.950.00.2400.0580.000.0000	DIRECTOR TRAVEL	5,100	
11.950.00.2400.0600.000.0000	MATERIALS AND SUPPLIES	7,752	7,985.00
11.950.00.2400.0640.000.0000	ADMIN BOOKS & PERIODICALS	50	
11.950.00.2400.0735.000.0000	NON-CAP EQUIPMENT	10,000	20,000.00
11.950.00.2400.0810.000.0000	DUES AND FEES	4,875	4,500.00
11.950.00.2400.0840.000.0000	CONTINGENCY	-	
11.950.00.2500.0300.000.0000	BUSINESS SERVICES	20,000	27,810.00
11.950.00.2500.0313.000.0000	BANK FEES	100	129.00
11.950.00.2500.0332.000.0000	AUDIT SERVICES	14,000	22,663.00
11.950.00.2500.0594.000.0000	DISTRICT SERVICE BUSINESS	58,915	64,057.00
11.950.00.2500.0600.000.0000	MATERIALS AND SUPPLIES	-	
11.950.00.2600.0110.414.0000	CROSSING GUARD	11,540	12,694.00
11.950.00.2600.0110.608.0000	SLRYS, CUSTODIAN	80,712	88,783.00
11.950.00.2600.0110.608.3230	SLRYS, CUSTODIAN RURAL SCHOOL	-	
11.950.00.2600.0150.608.3230	Stipend Maintenance Rural School	-	
11.950.00.2600.0200.000.0000	Benefits	-	
11.950.00.2600.0200.414.0000	CROSSING GUARD BENEFITS	2,000	2,901.00
11.950.00.2600.0200.608.0000	BNFTS, CUSTODIAN	27,039	20,287.00
11.950.00.2600.0200.608.3230	Stipend Custodian Benefits Rural School	-	
11.950.00.2600.0280.201.3898	O&M - ON-BEHALF PAYMENT	-	
11.950.00.2600.0280.608.3898	O&M - ON-BEHALF PAYMENT	-	
11.950.00.2600.0300.000.0000	O & M PURCHASED SERVICE	74,725	51,500.00
11.950.00.2600.0400.000.0000	P/S REPAIRS AND MAINT	51,000	62,530.00
11.950.00.2600.0400.000.4012	CRF P/S REPAIRS AND MAINT	-	
11.950.00.2600.0410.000.0000	WATER AND SEWER	35,000	41,200.00
11.950.00.2600.0420.000.0000	CUST/GROUNDS CONTRACT	30,000	30,900.00
11.950.00.2600.0430.000.0000	LEASE RESERVE REQUIREMENT	2,244	2,311.00
11.950.00.2600.0441.000.0000	FACILITY LEASE	185,000	198,512.00
11.950.00.2600.0441.000.3113	FACILITY LEASE CAP CONSTR	158,000	144,694.00
11.950.00.2600.0442.000.0000	RENTAL OF EQUIPMENT SUPPORT	2,550	2,112.00
11.950.00.2600.0500.000.0000	COMMUNICATIONS	20,000	
11.950.00.2600.0600.000.0000	MATERIALS AND SUPPLIES	19,800	20,394.00

**Knowledge Quest Academy
Proposed Budget for 2023-24**

Account	Description	Supplemental Budget 2022-23	Proposed Budget 2023-24
11.950.00.2600.0600.000.4012	CRF SUPP OPS/MAINT SUPP/MAT	-	
11.950.00.2600.0620.000.0000	UTILITIES	47,300	48,719.00
11.950.00.2600.0730.000.0000	CUSTODIAL EQUIP OVER \$5K	-	
11.950.00.2600.0735.000.0000	CUSTODIAL NON-CAP EQUIP	-	
11.950.00.2620.0522.000.0000	PROPERTY	85,283	88,580.00
11.950.00.2700.0594.000.0000	DISTICT SERVICE TRANS	-	
11.950.00.2800.0300.000.0000	TECHNOLOGY SERVICES	500	5,150.00
11.950.00.2800.0500.000.0000	Communications	4,000	21,432.00
11.950.00.2800.0594.000.0000	DISTRICT SERVICE TECH	24,765	25,508.00
11.950.00.2800.0600.000.0000	TECHNOLOGY SUPPLIES	51,000	52,530.00
11.950.00.2800.0735.000.0000	Technology Non-Cap Equipment	6,000	
11.950.00.2830.0300.000.0000	HUMAN RESOURCES P/S	-	
11.950.00.2830.0594.000.0000	DISTRICT SERVICES HUMAN RESOURCES	12,306	12,758.00
11.950.00.2850.0521.000.0000	LIABILITY	13,500	13,905.00
11.950.00.2850.0525.000.0000	UNEMPLOYMENT	4,561	4,698.00
11.950.00.2850.0526.000.0000	WORKERS COMP	22,500	23,175.00
11.950.00.3100.0300.000.0000	LUNCH PROGRAM	1,200	1,236.00
11.950.00.3100.0600.000.0000	KQA LUNCH PROGRAM SUPP/MAT	-	
11.950.00.4000.0700.000.0000	PROPERTY - FACILITY IMPROVEMENTS	-	
11.950.00.4000.0723.000.0000	KQA Renovation	-	
11.950.00.4000.0724.000.0000	ROOF REPLACEMENT	-	
11.950.00.5100.0300.000.0000	BOND FEES	2,500	
11.950.02.0000.1920.000.0000	SPECIAL DONATION REVENUE	-	
11.950.02.0018.0600.000.0000	SPECIAL DONATION EXPENSE	-	
11.950.28.0018.0600.000.0000	TECH SUPPLIES (BLDG CORP)	-	
11.950.28.0018.0700.000.0000	TECH EQUIP (OVER \$5,000)(BLDG CORP)	-	
11.950.28.2800.0300.000.0000	TECH SERVICES (BLDG CORP)	-	
11.950.00.9900.0840.000.0000	RESERVES APPROPRIATION	-	203,214.00
	Total Expenditures	4,415,437	4,740,760.00
	Revenue Excess/(Deficit) Over Expenditures	(994,306)	-
			-
	Beginning Fund Balance	3,290,204	2,295,898.00
	Ending Fund Balance	2,295,898	2,295,898.00

**Knowledge Quest Academy
Proposed Budget for 2023-24**

Account	Description	Supplemental	Proposed Budget
		Budget 2022-23	2023-24
23.950.00.0000.1700.000.0000	BUDGETING ACCOUNT ONLY	-	
23.950.00.0000.1700.000.1501	ATHELTICS REVENUE	250.00	2,500.00
23.950.00.0000.1700.000.1502	VOLLEYBALL REVENUE	250.00	3,500.00
23.950.00.0000.1700.000.1503	BOYS SOCCER REVENUE	4,000.00	3,500.00
23.950.00.0000.1700.000.1504	GIRLS SOCCER REVENUE	-	1,000.00
23.950.00.0000.1700.000.1505	BOYS BASKETBALL REVENUE	-	1,000.00
23.950.00.0000.1700.000.1506	GIRLS BASKETBALL REVENUE	1,500.00	3,500.00
23.950.00.0000.1700.000.1511	ECO WEEK REVENUE	-	
23.950.00.0000.1700.000.1512	FIELD TRIP REVENUE	26,000.00	10,000.00
23.950.00.0000.1700.000.1513	ELEMENTARY HONOR SOCIETY REVENUE	-	
23.950.00.0000.1700.000.1514	MIDDLE SCHOOL HONOR SOCIETY REVENUE	-	
23.950.00.0000.1700.000.1515	INTERMEDIATE ACTIVITIES REVENUE	-	
23.950.00.0000.1700.000.1516	MIDDLE SCHOOL ACTIVITIES REVENUE	-	
23.950.00.0000.1700.000.1517	ODYSSEY OF THE MIND REVENUE	-	
23.950.00.0000.1700.000.1518	ROBOTICS REVENUE	-	
23.950.00.0000.1700.000.1519	SCIENCE FAIR REVENUE	-	
23.950.00.0000.1700.000.1520	STUDENT LEADERSHIP TEAM REVENUE	-	1,000.00
23.950.00.0000.1700.000.1521	STUDENT COUNCIL REVENUE	-	
23.950.00.0000.1700.000.1522	STUDENT FUNCTIONS REVENUE	2,000.00	1,000.00
23.950.00.0000.1700.000.1523	YEARBOOK REVENUE	-	
23.950.00.0000.1700.000.1524	WELLNESS REVENUE	-	
23.950.00.0000.1700.000.1525	DP TRIP REVENUE	-	
23.950.00.0000.1700.000.1526	GRANT REVENUE	-	
23.950.00.0000.1700.000.1527	PBIS COMMITTEE	-	
23.950.00.0000.1700.000.1530	BUDGETING & COOKING REVENUE	1,000.00	1,000.00
23.950.00.0000.1700.000.1531	SEWING REVENUE	1,000.00	1,000.00
23.950.00.0000.1750.000.1501	ATHLETICIS FUNDRAISER	-	
23.950.00.0000.1750.000.1502	VOLLEYBALL FUNDRAISER	-	
23.950.00.0000.1750.000.1503	BOYS SOCCER FUNDRAISER	-	
23.950.00.0000.1750.000.1522	STUDENT FUNCTIONS FUNDRAISER	4,000.00	5,000.00
23.950.00.0000.1750.000.1528	SCHOLASTIC BOOK FAIR FUNDRAISER	-	4,000.00
23.950.00.0000.1750.000.1529	COIN FUNDRAISER	-	2,000.00
23.950.00.0000.1760.000.1501	ATHLETICIS GIFTS, CONTRIBUTIONS, DONATIONS	-	
23.950.00.0000.1760.000.1505	BOYS BASKETBALL GIFTS/CONTRIBUTIONS	-	
	Total Revenue	40,000.00	40,000.00


Account	Description	Supplemental	Proposed Budget
		Budget 2022-23	2023-24
23.950.00.1800.0300.000.1501	ATHELTICS PROF/TECH PURCHASED SERVICES	5,000.00	1,500.00
23.950.00.1800.0300.000.1502	VOLLEYBALL PROF/TECH PURCHASED SERVICES	500.00	800.00
23.950.00.1800.0300.000.1503	BOYS SOCCER PROF/TECH PURCHASED SERVICES	5,000.00	1,700.00
23.950.00.1800.0300.000.1504	GIRLS SOCCER PROF/TECH PURCHASED SERVICES	500.00	300.00
23.950.00.1800.0300.000.1505	BOYS BASKETBALL PROF/TECH PURCHASED SERVICES	500.00	1,700.00
23.950.00.1800.0300.000.1506	GIRLS BASKETBALL PROF/TECH PURCHASED SERVICES	5,000.00	1,500.00
23.950.00.1800.0400.000.1503	BOYS SOCCER REPAIRS/MAINT	-	
23.950.00.1800.0400.000.1504	GIRLS SOCCER REPAIRS/MAINT	-	
23.950.00.1800.0500.000.1501	ATHELTICS OTHER PURCHASED SERVICES	-	
23.950.00.1800.0500.000.1502	VOLLEYBALL OTHER PURCHASED SERVICES	-	
23.950.00.1800.0500.000.1503	BOYS SOCCER OTHER PURCHASED SERVICES	-	
23.950.00.1800.0500.000.1504	GIRLS SOCCER OTHER PURCHASED SERVICES	-	
23.950.00.1800.0500.000.1505	BOYS BASKETBALL OTHER PURCHASED SERVICES	-	
23.950.00.1800.0500.000.1506	GIRLS BASKETBALL OTHER PURCHASED SERVICES	-	
23.950.00.1800.0580.000.1501	ATHELTICS TRAVEL, REG & ENTRANCE	-	
23.950.00.1800.0580.000.1502	VOLLEYBALL TRAVEL, REG & ENTRANCE	-	
23.950.00.1800.0580.000.1503	BOYS SOCCER TRAVEL, REG & ENTRANCE	-	
23.950.00.1800.0580.000.1504	GIRLS SOCCER TRAVEL, REG & ENTRANCE	-	
23.950.00.1800.0580.000.1505	BOYS BASKETBALL TRAVEL, REG & ENTRANCE	-	
23.950.00.1800.0580.000.1506	GIRLS BASKETBALL TRAVEL, REG & ENTRANCE	-	
23.950.00.1800.0600.000.1501	ATHELTICS SUPP/MAT	-	
23.950.00.1800.0600.000.1502	VOLLEYBALL SUPP/MAT	-	1,000.00
23.950.00.1800.0600.000.1503	BOYS SOCCER SUPP/MAT	500.00	300.00
23.950.00.1800.0600.000.1504	GIRLS SOCCER SUPP/MAT	-	
23.950.00.1800.0600.000.1505	BOYS BASKETBALL SUPP/MAT	8,000.00	3,500.00
23.950.00.1800.0600.000.1506	GIRLS BASKETBALL SUPP/MAT	750.00	700.00
23.950.00.1800.0810.000.1502	VOLLEYBALL DUES	-	
23.950.00.1800.0810.000.1503	BOYS SOCCER DUES	-	
23.950.00.1800.0810.000.1504	GIRLS SOCCER DUES	-	
23.950.00.1800.0810.000.1505	BOYS BASKETBALL DUES	-	

Knowledge Quest Academy
Proposed Budget for 2023-24

Account	Description	Supplemental Budget 2022-23	Proposed Budget 2023-24
23.950.00.1800.0810.000.1506	GRISL BASKETBALL DUES	-	
23.950.00.1900.0300.000.1511	ECO WEEK PROF/TECH PURCHASED SERVICES	-	
23.950.00.1900.0300.000.1512	FIELD TRIP PROF/TECH PURCHASED SERVICES	3,000.00	2,000.00
23.950.00.1900.0300.000.1513	ELEM HONOR SOCIETY PROF/TECH PURCHASED SERVICES	-	
23.950.00.1900.0300.000.1514	MID SCHOOL HONOR SOC PROF/TECH PURCHASED SERVICES	-	
23.950.00.1900.0300.000.1515	INTM ACTIVITIES PROF/TECH PURCHASED SERVICES	-	
23.950.00.1900.0300.000.1516	MID SCHOOL ACTIVITIES PROF/TECH PURCHASED SERVICES	-	
23.950.00.1900.0300.000.1517	ODYSSEY OF THE MIND PROF/TECH PURCHASED SERVICES	-	
23.950.00.1900.0300.000.1518	ROBOTICS PROF/TECH PURCHASED SERVICES	-	
23.950.00.1900.0300.000.1519	SCIENCE FAIR PROF/TECH PURCHASED SERVICES	-	
23.950.00.1900.0300.000.1520	STUDENT LDRSHP TEAM PROF/TECH PURCHASED SERVICES	-	
23.950.00.1900.0300.000.1521	STUDENT COUNCIL PROF/TECH PURCHASED SERVICES	-	
23.950.00.1900.0300.000.1522	STUDENT FUNCTIONS PROF/TECH PURCHASED SERVICES	1,700.00	750.00
23.950.00.1900.0300.000.1523	YEARBOOK PROF/TECH PURCHASED SERVICES	-	
23.950.00.1900.0500.000.1511	ECO WEEK OTHER PURCHASED SERVICES	-	
23.950.00.1900.0500.000.1512	FIELD TRIP OTHER PURCHASED SERVICES	-	
23.950.00.1900.0500.000.1513	ELEMENTARY HONOR SOCIETY OTHER PURCHASED SERVICES	-	
23.950.00.1900.0500.000.1514	MID SCHOOL HONOR SOCIETY OTHER PURCHASED SERVICES	-	
23.950.00.1900.0500.000.1515	INTERMEDIATE ACTIVITIES OTHER PURCHASED SERVICES	-	
23.950.00.1900.0500.000.1516	MIDDLE SCHOOL ACTIVITIES OTHER PURCHASED SERVICES	-	
23.950.00.1900.0500.000.1517	ODYSSEY OF THE MIND OTHER PURCHASED SERVICES	-	
23.950.00.1900.0500.000.1518	ROBOTICS OTHER PURCHASED SERVICES	-	
23.950.00.1900.0500.000.1519	SCIENCE FAIR OTHER PURCHASED SERVICES	-	
23.950.00.1900.0500.000.1520	STUDENT LEADERSHIP TEAM OTHER PURCHASED SERVICES	-	
23.950.00.1900.0500.000.1521	STUDENT COUNCIL OTHER PURCHASED SERVICES	-	
23.950.00.1900.0500.000.1522	STUDENT FUNCTIONS OTHER PURCHASED SERVICES	-	
23.950.00.1900.0500.000.1523	YEARBOOK OTHER PURCHASED SERVICES	-	
23.950.00.1900.0580.000.1511	ECO WEEK TRAVEL, REG & ENTRANCE	-	
23.950.00.1900.0580.000.1512	FIELD TRIP TRAVEL, REG & ENTRANCE	5,000.00	3,500.00
23.950.00.1900.0580.000.1513	ELEMENTARY HONOR SOCIETY TRAVEL, REG & ENTRANCE	-	
23.950.00.1900.0580.000.1514	MIDDLE SCHOOL HONOR SOCIETY TRAVEL, REG & ENTRANCE	-	
23.950.00.1900.0580.000.1515	INTERMEDIATE ACTIVITIES TRAVEL, REG & ENTRANCE	-	
23.950.00.1900.0580.000.1516	MIDDLE SCHOOL ACTIVITIES TRAVEL, REG & ENTRANCE	-	
23.950.00.1900.0580.000.1517	ODYSSEY OF THE MIND TRAVEL, REG & ENTRANCE	-	
23.950.00.1900.0580.000.1518	ROBOTICS TRAVEL, REG & ENTRANCE	-	
23.950.00.1900.0580.000.1519	SCIENCE FAIR TRAVEL, REG & ENTRANCE	-	
23.950.00.1900.0580.000.1520	STUDENT LEADERSHIP TEAM TRAVEL, REG & ENTRANCE	-	
23.950.00.1900.0580.000.1521	STUDENT COUNCIL TRAVEL, REG & ENTRANCE	-	
23.950.00.1900.0580.000.1522	STUDENT FUNCTIONS TRAVEL, REG & ENTRANCE	-	
23.950.00.1900.0580.000.1523	YEARBOOK TRAVEL, REG & ENTRANCE	-	
23.950.00.1900.0600.000.0000	BUDGETING ACCOUNT ONLY	-	
23.950.00.1900.0600.000.1511	ECO WEEK SUPP/MAT	-	
23.950.00.1900.0600.000.1512	FIELD TRIP SUPP/MAT	-	1,000.00
23.950.00.1900.0600.000.1513	ELEMENTARY HONOR SOCIETY SUPP/MAT	-	1,000.00
23.950.00.1900.0600.000.1514	MIDDLE SCHOOL HONOR SOCIETY SUPP/MAT	-	1,000.00
23.950.00.1900.0600.000.1515	INTERMEDIATE ACTIVITIES SUPP/MAT	-	1,000.00
23.950.00.1900.0600.000.1516	MIDDLE SCHOOL ACTIVITIES SUPP/MAT	-	1,000.00
23.950.00.1900.0600.000.1517	ODYSSEY OF THE MIND SUPP/MAT	-	1,000.00
23.950.00.1900.0600.000.1518	ROBOTICS SUPP/MAT	-	1,000.00
23.950.00.1900.0600.000.1519	SCIENCE FAIR SUPP/MAT	-	1,000.00
23.950.00.1900.0600.000.1520	STUDENT LEADERSHIP TEAM SUPP/MAT	-	1,000.00
23.950.00.1900.0600.000.1521	STUDENT COUNCIL SUPP/MAT	-	1,000.00
23.950.00.1900.0600.000.1522	STUDENT FUNCTIONS SUPP/MAT	500.00	1,000.00
23.950.00.1900.0600.000.1523	YEARBOOK SUPP/MAT	300.00	2,750.00
23.950.00.1900.0600.000.1524	WELLNESS SUPP/MAT	-	1,000.00
23.950.00.1900.0600.000.1528	SCHOLASTIC BOOK FAIR SUPP/MAT	-	1,250.00
23.950.00.1900.0600.000.1529	COIN FUNDRAISER SUPPLIES/MATERIALS	-	250.00
23.950.00.1900.0600.000.1530	BUDGETING & COOKING SUPP/MAT	750.00	1,000.00
23.950.00.1900.0600.000.1531	SEWING SUPP/MAT	3,000.00	2,500.00
23.950.00.1900.0640.000.1522	STUDENT FUNCTIONS BOOKS/PERIODICALS	-	1,000.00
23.950.00.1900.0890.000.1520	STUDENT LEADERSHIP TEAM DONATIONS	-	
23.950.00.2500.0313.000.0000	BANK FEES	-	
23.950.00.2700.0580.000.1512	DRIVER MEALS FIELD TRIP	-	
Total Expenditures		40,000.00	40,000.00
Revenue Excess/(Deficit) Over Expenditures		-	-
Beginning Fund Balance		25,650.00	25,650.00
Ending Fund Balance		25,650.00	25,650.00

**Knowledge Quest Academy
Proposed Budget for 2023-24**

Account	Description	Supplemental Budget 2022-23	Proposed Budget 2023-24
26.950.00.0000.1510.000.0000	INTEREST ON INVESTMENTS	4,500.00	12,500.00
26.950.00.0000.1900.000.0000	OTHER REVENUE	47,000.00	47,000.00
26.950.00.0000.1910.000.0000	LEASE REVENUE FROM SCHOOL	-	
26.950.00.0000.1978.000.0000	INTERNAL SERVICE REVENUE OTHER	343,000.00	
26.950.00.0000.1979.000.0000	INTERNAL SERVICE CONTRA	-	
26.950.00.0000.5211.000.0000	TRANSFER FROM GENERAL FND	(78,451.00)	
26.950.00.0000.5500.000.0000	OTHER LONG TERM DEBT PROCEEDS	-	
26.950.01.0000.1900.000.0000	BUILDING LEASE REVENUE	-	343,206.00
	Total Revenue	316,049.00	402,706.00
		Supplemental Budget 2022-23	Proposed Budget 2023-24
26.950.00.2500.0300.000.0000	OTHER PURCHASED SERVICES	250.00	250.00
26.950.00.2600.0529.000.0000	CONTRA ACCOUNT	-	
26.950.00.2600.0600.000.0000	SUPPLIES/MATERIALS	-	
26.950.00.2800.0600.000.0000	NON-CAP EQUIPMENT (<\$5000)	-	57,456.00
26.950.00.2800.0735.000.0000	NON-CAP EQUIPMENT (<\$5000)	-	
26.950.00.5100.0300.000.0000	BOND FEES	-	
26.950.00.5100.0830.000.0000	BOND INTEREST	120,628.00	122,628.00
26.950.00.5100.0900.000.0000	PRINCIPAL	222,372.00	222,372.00
26.950.00.5100.0940.000.0000	PAYMENTS TO ESCROW AGENT	-	
	Total Expenditures	343,250.00	402,706.00
	Revenue Excess/(Deficit) Over Expenditures	(27,201.00)	-
	Beginning Fund Balance	584,327.00	557,126.00
	Ending Fund Balance	557,126.00	557,126.00



**Weld County School District RE-5J
Johnstown-Milliken School District**

**Proposed Budget for 2023-24
CIVICA**

CIVICA Colorado

Appropriation Resolution

June 6, 2023

Be it resolved by the Board of Education of CIVICA Colorado in Weld County that the amounts shown in the following schedule be appropriated to each fund as specified in the adopted budget for the fiscal year beginning July 1, 2023 and then ending June 30, 2024.

FUND		Appropriation Amount		Expenditures and Appropriated Reserves
11 General Fund	\$	2,557,337	\$	2,522,334
52 CIVICA Building	\$	(288,484)	\$	(127,958)



[Stephanie Podtburg \(Jun 17, 2023 17:16 MDT\)](#)

Signature of Board Chair/President

Jun 17, 2023

Date

CIVICA
Adopted Budget for 2023-24
General Fund (Fund 11)

Account	Description	Adopted Budget	Supplemental	Adopted Budget
		2022-23	Budget 2022-23	2023-24 (Whole Dollars)
11.951.00.0000.1920.000.3113	CIVICA Charter Cap Const	49,500.00	33,525.00	47,250.00
11.951.00.0000.3954.000.3130	CIVICA ECEA Revenue	74,108.00		
11.951.00.0000.3954.000.3140	CIVICA ELPA Revenue	-	770.00	
11.951.00.0000.5221.000.0000	Transfer to Food Service Fund	17,791.00	(5,860.00)	
11.951.00.0000.5711.000.0000	CIVICA PPR Revenue	1,959,878.00	1,340,753.00	2,107,140.00
11.951.00.0000.5711.001.0000	CIVICA MLO Revenue	242,000.00	167,625.00	233,100.00
11.951.00.0000.4954.001.5282	CIVICA CCSP Grant Revenue	328,062.00	330,000.00	
11.951.00.0000.3010.000.3898	State On-Behalf Payment	-		
11.951.00.0000.3954.000.3230	CIVICA Rural Schools Revenue	22,000.00	28,310.00	39,900.00
21.951.00.0000.4000.000.5555	CIVICA NSLP Revenue	78,091.00	68,040.00	50,000.00
23.951.00.0000.1700.000.0100	Student Fees for Clubs and Sports		9,500.00	12,500.00
23.951.00.0000.1700.000.0200	Donations & Fundraising		4,000.00	7,500.00
	Total Revenue	2,771,430.00	1,976,663.00	2,497,390.00

Account	Description	Adopted Budget	Supplemental	Adopted Budget
		2022-23	Budget 2022-23	2023-24 (Whole Dollars)
11.951.00.0060.0110.201.0000	CIVICA Teacher Sal	551,300.00	483,550.00	601,550.00
11.951.00.0060.0110.415.0000	CIVICA Teacher PARA	29,600.00	21,060.00	60,480.00
11.951.00.0060.0110.207.0000	CIVICA Substitute Sal	18,480.00	15,600.00	18,233.00
11.951.00.1700.0110.202.3130	CIVICA SPED Teacher Sal	49,425.00	44,150.00	60,000.00
11.951.00.1700.0110.415.3130	CIVICA SPED PARA	59,200.00	-	
11.951.00.0060.0200.201.0000	CIVICA Teacher Bens	219,254.00	183,048.00	235,308.00
11.951.00.0060.0200.415.0000	CIVICA PARA Bens	9,696.00	6,208.00	17,827.00
11.951.00.0060.0200.207.0000	CIVICA Substitute Bens	-	-	
11.951.00.1700.0200.202.3130	CIVICA SPED Teacher Bens	20,840.00	19,155.00	24,185.00
11.951.00.1700.0200.415.3130	CIVICA SPED PARA Bens	20,918.00	-	
11.951.00.0010.0280.201.3898	CIVICA State On-Behalf Payment	-		
11.951.00.0060.0300.000.0000	CIVICA Inst Purchased Prof/Tech Serv	-		22,670.00
11.951.00.0060.0500.000.0000	CIVICA Inst Other Purchased Services	-		
11.951.00.0060.0580.000.0000	CIVICA Inst Travel/Reg/Entrance	10,000.00	-	500.00
11.951.00.0060.0530.000.0000	CIVICA Inst Postage	880.00	596.00	840.00
11.951.00.0060.0600.000.0000	CIVICA Inst Supp/Mat	16,000.00	6,135.00	10,444.00
11.951.00.0060.0600.000.3140	CIVICA Inst ELPA Supp/Mat	-	770.00	
11.951.00.0060.0640.000.0000	CIVICA Inst Books/Periodicals	33,000.00	-	13,650.00
11.951.00.0060.0640.000.3230	CIVICA Inst Rural Schools Books/Period	22,000.00	28,310.00	39,900.00
11.951.00.0060.0650.000.0000	CIVICA Inst Elec Media Materials	18,700.00	3,800.00	
11.951.00.0060.0733.000.0000	CIVICA Inst Furniture/Fixtures (\$5000+)	-		
11.951.00.0060.0734.000.0000	CIVICA Inst Technology Equip (\$5000+)	-		
11.951.00.0060.0735.000.0000	CIVICA Inst Non-Cap Equipment	5,000.00	1,500.00	12,000.00
11.951.00.1700.0594.000.3130	CIVICA SPED Purch Serv from District	89,450.00	11,728.00	13,200.00
11.951.00.1700.0500.000.3130	CIVICA SPED Other Purchased Services	-		
11.951.00.1700.0600.000.3130	CIVICA SPED Supp/Mat	4,224.00		
11.951.00.2100.0110.516.0000	CIVICA Registrar Sal			38,000.00
11.951.00.2100.0200.516.0000	CIVICA Registrar Bens			9,918.00
11.951.00.2240.0594.000.0000	CIVICA Tech Serv Purch from District	20,746.00	13,706.00	14,700.00
11.951.00.2300.0300.000.0000	CIVICA Board Purch Prof/Tech Serv	-		
11.951.00.2300.0580.000.0000	CIVICA Board Trav/Reg/Admit	-		
11.951.00.2300.0600.000.0000	CIVICA Board Supp/Mat	-		
11.951.00.2300.0810.000.0000	CIVICA Board Dues/Fees	27,300.00	3,700.00	31,200.00
11.951.00.2400.0110.105.0000	CIVICA Principal Sal	97,125.00	105,000.00	110,250.00
11.951.00.2400.0110.509.0000	CIVICA Office Manager Sal	43,100.00	43,050.00	45,250.00
11.951.00.2400.0110.511.0000	CIVICA Receptionist Sal	30,880.00	27,360.00	-
11.951.00.2400.0200.105.0000	CIVICA Principal Bens	37,327.00	39,372.00	47,165.00
11.951.00.2400.0200.509.0000	CIVICA Office Manager Bens	15,271.00	11,029.00	12,015.00
11.951.00.2400.0200.511.0000	CIVICA Receptionist Bens	10,024.00	7,004.00	-
11.951.00.2400.0300.000.0000	CIVICA Sch Admin Purch Prof/Tech Serv	10,620.00	9,978.00	-
11.951.00.2400.0500.000.0000	CIVICA Sch Admin Other Purch Serv	500.00		
11.951.00.2400.0530.000.0000	CIVICA Sch Admin Postage	-		
11.951.00.2400.0580.000.0000	CIVICA Sch Admin Trav/Reg/Entrance	-		
11.951.00.2400.0600.000.0000	CIVICA Sch Admin Supp/Mat	3,500.00		
11.951.00.2500.0300.000.0000	CIVICA Bus Serv Banking Fees	-		
11.951.00.2500.0313.000.0000	CIVICA Bus Serv Payroll Service Fees	5,500.00	5,500.00	6,700.00
11.951.00.2500.0320.000.0000	CIVICA Bus Serv Professional -education services	11,000.00	2,000.00	20,750.00
11.951.00.2500.0331.000.0000	CIVICA Bus Serv Legal Fees	5,000.00	4,500.00	2,500.00
11.951.00.2500.0332.000.0000	CIVICA Bus Serv Audit/Tax	15,500.00	20,500.00	30,000.00
11.951.00.2500.0594.000.0000	CIVICA Bus Serv Purch from District	88,194.00	50,278.00	79,018.00
11.951.00.2600.0110.608.0000	CIVICA Ops/Main Custodian Sal	72,000.00	49,484.00	62,240.00
11.951.00.2600.0200.608.0000	CIVICA Ops/Main Custodian Bens	24,195.00	12,701.00	16,327.00
11.951.00.2600.0410.000.0000	CIVICA Ops/Main Trash	3,000.00	3,000.00	5,700.00
11.951.00.2600.0411.000.0000	CIVICA Ops/Main Water/Sewage	10,500.00	9,000.00	15,000.00
11.951.00.2600.0422.000.0000	CIVICA Ops/Main Snow Removal	5,000.00	3,000.00	4,000.00
11.951.00.2600.0423.000.0000	CIVICA Ops/Main Custodial Services	-		
11.951.00.2600.0424.000.0000	CIVICA Ops/Main Lawn Care	18,300.00	8,816.00	8,600.00

CIVICA
Adopted Budget for 2023-24
General Fund (Fund 11)

Account	Description	Adopted Budget	Supplemental	Adopted Budget
		2022-23	Budget 2022-23	2023-24 (Whole Dollars)
11.951.00.2600.0430.000.0000	CIVICA Ops/Main Repairs/Maintenance	40,000.00	20,500.00	25,000.00
11.951.00.2600.0442.000.0000	CIVICA Ops/Main Equipment Rental	18,500.00	10,000.00	8,500.00
11.951.00.2600.0621.000.0000	CIVICA Ops/Main Natural Gas	4,200.00	4,200.00	-
11.951.00.2600.0622.000.0000	CIVICA Ops/Main Electricity	57,000.00	43,200.00	56,400.00
11.951.00.2600.0530.000.0000	CIVICA Ops/Main Communications	13,000.00	11,840.00	4,990.00
11.951.00.2600.0600.000.0000	CIVICA Ops/Main Supp/Mat	7,040.00	4,768.00	6,720.00
11.951.00.2600.0441.000.0000	CIVICA Building Rental	210,000.00	284,893.00	386,525.00
11.951.00.2600.0890.000.0000	CIVICA Ops/Main Misc Expenditure	-	-	-
11.951.00.2850.0521.000.0000	CIVICA Liability Insurance	29,700.00	27,872.00	30,660.00
11.951.00.2850.0522.000.0000	CIVICA Property Insurance	-	12,780.00	14,060.00
11.951.00.2850.0525.000.0000	CIVICA Unemployment Insurance	18,000.00	18,000.00	19,800.00
11.951.00.2850.0526.000.0000	CIVICA Workers Comp Insurance	13,200.00	5,900.00	6,500.00
11.951.00.2850.0540.000.0000	CIVICA Advertising, Marketing & Recruiting	2,000.00	6,500.00	10,000.00
11.951.00.2850.xxxx.000.0000	CIVICA Tuition - Duel Enrollment	15,000.00	500.00	1,250.00
11.951.00.5100.0832.000.0000	CIVICA Short-term Interest	-	-	-
11.951.00.5000.0840.000.0000	CIVICA Contingency	113,544.00	5,000.00	127,012.00
11.951.00.0060.0110.201.5282	CIVICA CCSP Teacher Sal	1,463.00	-	-
11.951.00.0060.0110.207.5282	CIVICA CCSP Substitute Sal	5,000.00	-	-
11.951.00.0060.0200.201.5282	CIVICA CCSP Teacher Bens	-	-	-
11.951.00.0060.0200.201.5282	CIVICA CCSP Teacher Bens	-	-	-
11.951.00.0060.0350.000.5282	CIVICA CCSP Employee Training/Dev	-	-	-
11.951.00.0060.0580.000.5282	CIVICA CCSP Inst Travel/Reg/Entrance	31,913.00	9,918.00	-
11.951.00.0060.0600.000.5282	CIVICA CCSP Inst Supp/Mat	5,800.00	9,714.00	-
11.951.00.0060.0640.000.5282	CIVICA CCSP Inst Books/Periodicals	40,189.00	35,934.00	-
11.951.00.0060.0650.000.5282	CIVICA CCSP Inst Elec Media Materials	7,080.00	15,247.00	-
11.951.00.0060.0733.000.5282	CIVICA CCSP Inst Furniture/Fixtures (\$5000+)	61,304.00	99,958.00	-
11.951.00.0060.0734.000.5282	CIVICA CCSP Inst Technology Equip (\$5000+)	120,655.00	100,844.00	-
11.951.00.0060.0735.000.5282	CIVICA CCSP Inst Non-Cap Equipment	23,674.00	34,830.00	-
11.951.00.2240.0340.000.5282	CIVICA CCSP Technical Services	16,284.00	20,000.00	-
11.951.00.2300.0580.000.5282	CIVICA CCSP Board Trav/Reg/Admit	-	-	-
11.951.00.2820.0540.000.5282	CIVICA CCSP Advertising	14,700.00	3,555.00	-
11.951.00.3100.0599.000.0000	Charter Choice	90,882.00	72,900.00	55,000.00
11.951.00.1800.0300.000.0100	Coaching Fees	-	6,000.00	10,000.00
11.951.00.1800.0600.000.0200	Student Activity Supplies & Materials	-	7,000.00	9,850.00
	Total Expenditures	2,692,677.00	2,126,441.00	2,462,387.00
	Revenue Excess/(Deficit) Over Expenditures	78,753.00	(149,778.00)	35,003.00
	Beginning Fund Balance	209,725.00	209,725.00	59,947.00
	Ending Fund Balance	288,478.00	59,947.00	94,950.00

CIVICA
 Adopted Budget for 2023-24
 Building Corp (Fund 52)

Account	Description	Adopted Budget 2022-23	Supplemental Budget 2022-23	Adopted Budget 2023-24 (Whole Dollars)
52.951.00.0000.1900.000.0000	BUILDING LEASE REVENUE	-	-	381,525.00
52.951.00.0000.5211.000.0000	TRANSFER TO/FROM GENERAL FUND	-	-	-
52.951.00.0000.1500.000.0000	EARNINGS ON INVESTMENTS	-	-	30,000.00
Total Revenue		-	-	411,525.00

Account	Description	Adopted Budget 2022-23	Supplemental Budget 2022-23	Adopted Budget 2023-24 (Whole Dollars)
52.951.00.2600.0430.000.0000	REPAIRS & MAINTENANCE			5,000.00
52.951.00.2600.0730.000.0000	CAPITAL EQUIPMENT			185,526.00
52.951.00.2600.0740.000.0000	DEPRECIATION			
52.951.00.2600.0735.000.0000	NON-CAPITAL EQUIPMENT			
52.951.00.5100.0840.000.0000	BOND INTEREST	-	-	381,525.00
52.951.00.5100.0900.000.0000	BOND PRINCIPAL	-	-	
Total Expenditures		-	-	572,051.00
Revenue Excess/(Deficit) Over Expenditures		-	-	(160,526.00)
Beginning Fund Balance		(700,009.00)	(700,009.00)	(700,009.00)
Ending Fund Balance		(700,009.00)	(700,009.00)	(860,535.00)